



Puerto de Huelva

Autoridad Portuaria de Huelva

# Statistical Report 2025



# 1 Financial statements

## 1.1 Balance sheet at the year end (euros)

ASSETS	2025	2024
<b>A) NON CURRENT ASSETS</b>	<b>576,899,873.61</b>	<b>553,435,620.27</b>
<b>I. Intangible assets</b>	<b>5,073,973.31</b>	<b>5,789,580.55</b>
1. Industrial property and intangible assets	3,611,183.88	4,189,987.81
2. Computer applications/software	1,462,789.43	1,599,592.74
3. Advances for intangible assets	-	-
<b>II. Tangible assets</b>	<b>447,464,475.79</b>	<b>437,800,425.05</b>
1. Land and natural resources	162,778,635.74	162,778,635.74
2. Buildings	250,350,813.67	224,767,203.48
3. Equipment and technical installations	85,658.34	100,942.38
4. Assets under construction and advances	32,677,312.43	48,913,757.68
5. Other fixed assets	1,572,055.61	1,239,885.77
<b>III. Property investments</b>	<b>95,835,032.82</b>	<b>97,649,088.12</b>
1. Land	70,552,934.10	70,552,934.10
2. Buildings	25,282,098.72	27,096,154.02

## 1.1 Balance sheet at the year end (euros)

ASSETS	2025	2024
<b>IV. Long-term investments in group and associated companies</b>	<b>1,791,665.28</b>	<b>2,447,058.84</b>
1. Equity instruments	-	-
2. Loans to companies	1,791,665.28	2,447,058.84
<b>V. Long-term financial investments</b>	<b>15,470,109.06</b>	<b>473,298.64</b>
1. Equity instruments	-	-
2. Loans to companies	265,166.00	265,769.51
3. Public Administrations, official subsidies pending collection	-	-
4. Other financial assets	15,204,943.06	207,529.13
<b>VI. Deferred tax assets</b>	<b>11,264,617.35</b>	<b>9,276,169.07</b>
<b>VII. Non-current trade debtors and others</b>	<b>-</b>	<b>-</b>
<b>B) Current assets</b>	<b>140,602,605.62</b>	<b>150,139,531.59</b>
<b>I. Non-current assets held for sale</b>	<b>-</b>	<b>-</b>
<b>II. Stocks</b>	<b>634,703.16</b>	<b>586,380.32</b>
<b>III. Trade debtors and other receivables</b>	<b>13,417,216.86</b>	<b>11,703,748.39</b>
1. Customers for sales and provision of services	4,724,852.34	3,478,564.83
2. Customers and debtors, group and associated companies	-	-
3. Sundry debtors	25,234.74	4,448.33
4. Public Administrations, official grants pending receipt	-	-
5. Other credits with Public Administrations	8,667,129.78	8,220,735.23

## 1.1 Balance sheet at the year end (euros)

ASSETS	2025	2024
<b>IV. Short-term investments in group and associated companies</b>	<b>123,805.27</b>	<b>165,225.74</b>
<b>V. Short-term financial investments</b>	<b>75,904,242.25</b>	<b>84,703,900.56</b>
1. Equity instruments	-	-
2. Loans to companies	-	-
3. Other financial assets	75,904,242.25	84,703,900.56
<b>VI. Timing differences</b>	<b>1,100.00</b>	<b>1,449.60</b>
<b>VII. Cash and cash equivalents</b>	<b>50,521,538.08</b>	<b>52,978,826.98</b>
1. Cash	50,521,538.08	52,978,826.98
2. Cash equivalents	-	-
<b>Total Assets (A+B)</b>	<b>717,502,479.23</b>	<b>703,575,151.86</b>
EQUITY AND LIABILITIES	2025	2024
<b>A) EQUITY</b>	<b>687,032,230.08</b>	<b>674,211,885.62</b>
<b>A-1) Own funds</b>	<b>631,641,914.31</b>	<b>620,989,070.41</b>
I. Equity	283,133,238.36	283,133,238.36
II. Retained earnings	337,855,832.05	325,375,013.09
III. Profit / (loss) for the year	10,652,843.90	12,480,818.96
<b>A-2) Adjustments for changes in value</b>	-	-
I. Financial assets at fair value with changes in equity	-	-
II. Hedging transactions	-	-
III. Others	-	-

## 1.1 Balance sheet at the year end (euros)

<b>EQUITY AND LIABILITIES</b>	<b>2025</b>	<b>2024</b>
<b>A-3) Subsidies, donations and bequests received</b>	<b>55,390,315.77</b>	<b>53,222,815.21</b>
<b>B) NON CURRENT LIABILITIES</b>	<b>24,280,655.62</b>	<b>23,096,416.06</b>
<b>I. Long-term provisions</b>	-	-
1. Liabilities for long-term staff benefits	-	-
2. Provisions for liabilities	-	-
3. Other provisions	-	-
<b>II. Long-term debt</b>	<b>8,694,987.22</b>	<b>8,609,820.67</b>
1. Debts with credit institutions	-	-
2. Long-term asset suppliers	-	-
3. Other debts	8,694,987.22	8,609,820.67
<b>III. Long-term debts with group and associated companies</b>	-	-
<b>IV. Deferred tax liabilities</b>	<b>15,585,668.40</b>	<b>14,486,595.39</b>
<b>V. Long-term accruals</b>	-	-

## 1.1 Balance sheet at the year end (euros)

<b>EQUITY AND LIABILITIES</b>	<b>2025</b>	<b>2024</b>
<b>C) CURRENT LIABILITIES</b>	<b>6,189,593.53</b>	<b>6,266,850.18</b>
<b>II. Short-term provisions</b>	<b>3,084,942.23</b>	<b>993,841.89</b>
<b>III. Short-term debts</b>	<b>383,171.76</b>	<b>514,779.59</b>
1. Debts with credit institutions	-	-
2. Short-term suppliers of assets	-	130,956.02
3. Other financial liabilities	383,171.76	383,823.57
<b>IV. Short-term debts with group and associated companies</b>	<b>13,975.25</b>	<b>19,847.92</b>
<b>V. Trade creditors and other payables</b>	<b>2,707,504.29</b>	<b>4,738,380.78</b>
1. Creditors and other payables	2,113,217.07	4,270,733.34
2. Public Administrations, advances on grants	-	-
3. Other debts with Public Administrations	594,287.22	467,647.44
<b>VI. Timing differences</b>	<b>-</b>	<b>-</b>
<b>TOTAL EQUITY AND LIABILITIES (A+B+C)</b>	<b>717,502,479.23</b>	<b>703,575,151.86</b>

## 1.2 Statement of source and application of funds for the year then ended (euros)

RESOURCES GENERATED	2025	2024
<b>PROFIT/(LOSS) FOR THE YEAR</b>	<b>10,652,843.90</b>	<b>12,480,818.96</b>
1. Inter-port compensation fund received (-)	(291,000.00)	(286,000.00)
2. Inter-port compensation fund provided (+)	1,509,000.00	1,457,000.00
3. Amortisation/depreciation of intangible and tangible assets and property investments (+)(P&L)	17,963,365.16	17,245,416.06
4. Valuation adjustments for impairment of non-current assets (+/-)(Tables 1, 2.4, 3, 4 and 5)	-	-
5. Allocation/Excess of provisions for risks and expenses (+/-)(Table 7a)	-	-
6. Results from disposals of assets (+/-)(P&L)	(1,108.06)	(4,488.93)
7. Reclassification to intangible and tangible assets and property investments. (+/-)(Tables 1, 2, 2.4 and 3)	83,751.25	387,885.15
8. Allocation to profit and loss of grants, donations and bequests (Table 6)(-)	(5,269,268.48)	(5,383,455.68)
9. Allocation to profit and loss of advances received for long-term sales or services provided (Table 8)(-)	-	-
10. Incorporation of financial expenses to assets (Tables 1 and 2.1)(-)	-	-
11. Change in fair value of financial instruments (+/-)(Tables 4a, 4b and 8)	-	-
12. Income and expenditure from financial updates (+/-)(Tables 4a, 4b, 5 and 8)	-	-
13. Income from OPPE for payment of principal and interest on tariff disputes (Table 13)	-	-
14. Other adjustments (+/-)	-	-
<b>RESOURCES FROM OPERATIONS</b>	<b>24,647,583.77</b>	<b>25,897,175.56</b>

## 1.2 Statement of source and application of funds for the year then ended (euros)

SOURCES	2025	2024
<b>1. Resources from operations</b>	<b>24,647,583.77</b>	<b>25,897,175.56</b>
<b>2. Increases in equity</b>	-	-
<b>3. Inter-port compensation fund received</b>	<b>291,000.00</b>	<b>286,000.00</b>
<b>4. Grants, donations and bequests received</b>	<b>8,585,966.98</b>	<b>6,492,133.14</b>
a) Grants, donations and capital bequests	8,585,966.98	5,776,894.18
b) Other grants, donations and bequests	-	-
c) Income from the reversion of concessions	-	715,238.96
<b>5. Additions of non-current liabilities</b>	<b>403,097.85</b>	<b>1,201,163.41</b>
a) Long-term debts with credit institutions	-	-
b) Long-term debts with asset suppliers	403,097.85	1,201,163.41
c) Long-term debts with group and associated companies and others	-	-
d) Long-term debts due to loans received from the FFATP	-	-
e) Advances received for sales or the provision of services	-	-
<b>6. Derecognition of non-current assets</b>	<b>3,317,496.30</b>	<b>5,027,958.43</b>
a) Disposal of tangible and intangible assets	1,108.06	4,488.93
b) Disposal of property investments	-	-
c) Disposal of equity instruments	-	-
d) Disposal of non-current assets held for sale	-	-
e) Cancellation or transfer to short-term of long-term grants receivable	-	-
f) Cancellation or transfer to short-term of other long-term financial investments to FFATP	655,393.56	161,764.70
g) Cancellation or transfer to short-term of other long-term financial investments	2,660,994.68	4,861,704.80
h) Transfer of assets to other public institutions	-	-
<b>7. Other sources</b>	<b>112,230.37</b>	-
<b>TOTAL SOURCES</b>	<b>37,357,375.27</b>	<b>38,904,430.54</b>

## 1.2 Statement of source and application of funds for the year then ended (euros)

APPLICATIONS	2025	2024
<b>1. Additions of non-current assets</b>	<b>44,939,987.82</b>	<b>28,822,414.12</b>
a) Acquisitions of tangible and intangible assets and property investments	25,293,734.44	23,892,071.00
Intangible assets	-	131,488.01
Tangible assets	25,293,734.44	23,760,582.99
Property investments	-	-
b) Acquisitions of financial assets	19,646,253.38	4,215,104.16
Investments in equity instruments	-	-
Long-term official grants receivable	-	-
Long-term loans granted to the Accessibility Fund	-	-
Other financial investments	19,646,253.38	4,215,104.16
c) Fixed assets due to reverted concessions, donations and bequests	-	715,238.96
d) Transfers of assets from other Public Institutions and other additions	-	-
<b>2. Reductions of equity</b>	<b>0.00</b>	<b>-</b>
<b>3. Inter-port compensation fund provided</b>	<b>1,509,000.00</b>	<b>1,457,000.00</b>
<b>4. Derecognition of non-current liabilities</b>	<b>330,462.53</b>	<b>297,027.14</b>
a) Cancellation or transfer to short-term of debts with credit institutions	-	-
b) Cancellation or transfer to short-term of debts with asset suppliers	330,462.53	297,027.14
c) Cancellation or transfer to short-term of debts with group and associated companies and others	-	-
d) Short-term cancellation/transfer of long-term debts for loans received from FFATP	-	-
e) Cancellation or transfer to short-term of long-term timing differences	-	-
f) Application and transfer to short-term of long-term provisions	-	-
<b>5. Other applications</b>	<b>37,594.24</b>	<b>-</b>
<b>TOTAL APPLICATIONS</b>	<b>46,817,044.59</b>	<b>30,576,441.26</b>

## 1.2 Statement of source and application of funds for the year then ended (euros)

	2025	2024
<b>CHANGE IN WORKING CAPITAL</b>	<b>(9,459,669.32)</b>	<b>8,327,989.28</b>
<b>Working capital at start of year</b>	<b>143,872,681.41</b>	<b>135,544,692.13</b>
Change in working capital	(9,459,669.32)	8,327,989.28
<b>Working capital at end of year</b>	<b>134,413,012.09</b>	<b>143,872,681.41</b>

## 1.3 Profit and loss account for the year then ended (euros)

	Debit (Credit)	
	2025	2024
<b>1. Net turnover</b>	<b>47,941,531.28</b>	<b>45,222,965.22</b>
<b>A. Port charges</b>	<b>43,567,277.71</b>	<b>40,789,710.58</b>
a) Occupation charges	11,845,983.66	11,578,889.40
b) Usage charges	25,043,755.39	23,698,921.23
1. Charge for vessel (T1)	11,284,427.67	10,480,130.32
2. Charges for sports and recreational craft (T5)	22,881.70	21,086.28
3. Charge for passengers (T2)	84,133.40	94,164.51
4. Charge for freight (T3)	13,316,507.51	12,821,380.97
5. Charge for fresh fish (T4)	45,250.31	47,265.04
6. Charge for special use of the transit zone (T6)	290,554.80	234,894.11
c) Charge for activity	6,359,342.33	5,179,714.89
d) Charge for navigational aids	318,196.33	332,185.06
<b>B. Other business income</b>	<b>4,374,253.57</b>	<b>4,433,254.64</b>
a) Additional amounts to charges	252,203.22	252,203.23
b) Fees and others	4,122,050.35	4,181,051.41
<b>3. Work carried out by the company for its assets</b>	<b>-</b>	<b>-</b>

## 1.3 Profit and loss account for the year then ended (euros)

	Debit (Credit)	
	2025	2024
<b>5. Other operating income</b>	<b>2,664,594.78</b>	<b>3,181,010.04</b>
a) Sundry and other current operating income	1,238,651.21	1,680,054.50
b) Operating subsidies incorporated into the results of the year	5,217.98	-
c) Income transferred to the profit and loss for reversed grants	1,129,725.59	1,214,955.54
d) Inter-port compensation fund received	291,000.00	286,000.00
<b>6. Staff costs</b>	<b>(11,867,353.16)</b>	<b>(10,821,002.45)</b>
a) Wages, salaries and similar	(8,551,904.67)	(7,894,718.71)
b) Compensation	-	-
c) Social charges	(3,324,038.71)	(2,940,668.50)
d) Provisions	8,590.22	14,384.76
<b>7. Other operating costs</b>	<b>(20,019,818.60)</b>	<b>(18,430,873.44)</b>
a) Outside services	(13,909,311.17)	(12,476,304.04)
1. Repairs and maintenance	(8,412,360.67)	(5,763,529.32)
2. Independent professional services	(646,158.38)	(1,291,581.81)
3. Supplies and consumption	(866,875.99)	(1,540,089.40)
4. Other external services	(3,983,916.13)	(3,881,103.51)
b) Taxes	(2,055,236.06)	(2,212,925.24)
c) Losses, impairment and changes in operating provisions	(55,859.93)	80,502.36
d) Other current operating expenses	(858,823.02)	(759,854.14)
e) Contribution to State Ports Article 19.1.b) TRLPEMM	(1,631,588.42)	(1,605,292.38)
f) Inter-port compensation fund provided	(1,509,000.00)	(1,457,000.00)
<b>8. Amortisation and depreciation of assets</b>	<b>(17,963,365.16)</b>	<b>(17,245,416.06)</b>
<b>9. Allocation of grants of non-financial fixed assets and others</b>	<b>4,139,542.89</b>	<b>4,168,500.14</b>
<b>10. Excess provisions</b>	<b>350.00</b>	<b>1,316.17</b>

## 1.3 Profit and loss account for the year then ended (euros)

	Debit (Credit)	
	2025	2024
<b>11. Impairment and losses on disposal of fixed assets</b>	<b>1,108.06</b>	<b>4,488.93</b>
a) Impairment and losses	-	-
b) Profit / (loss) on disposals and others	1,108.06	4,488.93
<b>Other profits</b>	<b>-</b>	<b>-</b>
a) Extraordinary income	-	-
b) Extraordinary expenses	-	-
<b>A.1. EXTRAORDINARY EXPENSES (1+3+5+6+7+8+9+10+11)</b>	<b>4,896,590.09</b>	<b>6,080,988.55</b>
<b>12. Financial income</b>	<b>3,774,445.17</b>	<b>5,082,555.15</b>
a) From holdings in equity instruments	-	-
b) From securities and other financial instruments	3,774,445.17	5,082,555.15
c) Incorporation of financial expenses into assets	-	-
<b>13. Financial expenses</b>	<b>(6,639.64)</b>	<b>(13,665.82)</b>
a) For debts with third parties	(6,639.64)	(13,665.82)
b) For updating provisions	-	-
<b>14. Change in fair value on financial instruments</b>	<b>-</b>	<b>-</b>
<b>16. Impairment and gains or losses on disposals of financial instruments</b>	<b>-</b>	<b>-</b>
a) Impairment and losses	-	-
b) Profit / (loss) on disposals and others	-	-
<b>A.2. FINANCIAL PROFIT/ (LOSS) (12+13+14+16)</b>	<b>3,767,805.53</b>	<b>5,068,889.33</b>
<b>A.3. PRE-TAX PROFIT / (LOSS) (A.1+A.2)</b>	<b>8,664,395.62</b>	<b>11,149,877.88</b>
<b>17. Income tax</b>	<b>1,988,448.28</b>	<b>1,330,941.08</b>
<b>A.4. PROFIT / (LOSS) FOR THE YEAR (A.3+17)</b>	<b>10,652,843.90</b>	<b>12,480,818.96</b>

## 1.4 Change in working capital for the year then ended

CONCEPT	2025	2024
1. Stocks	48,322.84	152,478.98
2. Trade debtors and other receivables	1,713,468.47	1,006,382.61
3. Short-term investments in group and associated companies	(41,420.47)	86,986.20
4. Short-term financial investments	(8,799,658.31)	(34,127,497.39)
5. Cash and cash equivalents	(2,457,288.90)	40,720,284.22
6. Short-term provisions	(2,091,100.34)	(428,829.74)
7. Short-term debts	131,607.83	1,091,722.88
8. Short-term debts with group and associated companies	5,872.67	(4,567.34)
9. Trade creditors and other payables	2,030,876.49	(155,421.74)
10. Timing differences	(349.60)	(13,549.40)
<b>TOTAL CHANGE IN WORKING CAPITAL (*)</b>	<b>(9,459,669.32)</b>	<b>8,327,989.3</b>

(\*) Working capital is considered to be current assets, excluding non-current assets held for sale, less current liabilities.

# 2 Technical characteristics of the port

## 2.1 General Conditions

### 2.1.1 Location

Location	
Longitude	6° 49' 32.8" W (Greenwich)
Latitude	37° 8' 6.6" N

### 2.1.2 Wind system

Wind system	
Prevailing	NW
Predominant	SW

### 2.1.3 Storm system

Storm system	
Significant maximum wave height (Hs MAX)	4.22
Peak wave period (Tp) linked to Hs MAX	11.01
Mean wave direction (Dir) linked to Hs MAX	2.1

## 2.1.4 Level of the sea

Level of the sea	
Maximum tidal range recorded during the year *	3.87
Minimum low tide recorded during the year with respect to port zero *	0.1
Minimum low tide recorded during the year compared to port zero *	4.18

\* Data from the latest recorded year, 2024

## 2.1.5 Entrance

### 2.1.5.1 Entry channel

Entry channel	
Orientation	339 <sup>º</sup>
Width	200 to 300 m
Length	22,000 m
Water depth at M.L.W.S	13 m*
Nature of the seabed	Sand and sludge

\* The project draft is updated with the bathymetries that are being carried out in the port.

### 2.1.5.2 Entry access

Entry access	
Orientation	339 <sup>º</sup>
Width	300 m
Draught at M.L.W.S	13 m*
Maximum recorded current	5 knots

\* Draft of the project.

### 2.1.5.3 Use of tugs for entry and exit

In accordance with the current Rules for Entry, Exit, Docking and Undocking at the Port of Huelva, published in the Official Gazette of the Province of Huelva No. 201 on October 23, 2006, the mandatory use of tugs in normal conditions is dependent on the length of the vessel and the nature of the freight, rather than the value of its GT.

Thus, the attendance of tugs will be mandatory when it comes to manoeuvring vessels of more than 90 m in length, carrying hazardous freight classified under classes 1, 2, 3 or 4 of the IMDG Code, those included in Article 15 of Royal Decree 145/89, approving the National Regulations for the Admission, Handling and Storage of Hazardous Freight in Ports, and substances not included in the sections above, which are considered hydrocarbons as defined in Article 1.2 of Royal Decree 253/2004, of February 13, establishing measures to prevent and combat pollution in the loading, unloading and handling of hydrocarbons in the maritime and port environment.

## 2.1.5.4 Largest vessels to have entered in the last year

Features	Greatest length		Greatest draught	
	Area 1	Area 2	Area 1	Area 2
Name	LNG BONNY II	RIAS BAIXAS KNUITSEN	ASKIO	DELTA OCEAN
Nationality	BERMUDAS	SPAIN	BARBADOS	LIBERIA
Gross tonnage (G.T.)	115,995	121,940	35,752	81,360
Dead weight tonnage (D.W.T.)	98954	96354	63464	157444
Length	<b>299.5</b>	<b>299</b>	199.98	274
Draught	12,97	13	13.42	17.15
Type	Transport of liquefied gas	Transport of liquefied gas	Bulk Carrier	Oil Tanker
Real entry or exit draught	11.9	11.8	<b>13</b>	<b>17</b>

## 2.1.6 Flotation surface area (Ha)

### 2.1.6.1 Area I

Location	Outer harbour	Docks			Total
		Docks	Fishing	Others	
Entry channel	366.70				366.70
Outer dock		379.90			379.90
Inner dock		239.50	16.50	5.20	261.20
Others				1,084.31	1,084.31
<b>Total Area I</b>	<b>366.70</b>	<b>619.40</b>	<b>16.50</b>	<b>1,089.51</b>	<b>2,092.11</b>

### 2.1.6.2 Area II

Location	Access	Anchorage area	Others	Total
Crude oil terminal buoy			113.00	113.00
Others		2,639.00	9,994.30	12,633.30
<b>Total Area II</b>		<b>2,639.00</b>	<b>10,107.30</b>	<b>12,746.30</b>

## 2.2 Facilities at the service of maritime trade

### 2.2.1 Quays and berths

#### 2.2.1.1 Classification by docks

Service	Length (m)	Draught (m)	Width(m)	Used for
<b>For Service</b>				
Ingeniero Juan Gonzalo Quay	942	13.00	230	General freight and bulk materials
Ciudad de Palos Quay	492	13.00	320	General freight and bulk materials
Levante South Quay	400	8.00	80	General freight and passengers
Levante Centre Quay	90	8.00	80	Local passengers and auxiliary
Levante North Quay	710	8.00	80	Fishing and inner traffic
Arenillas Tower Oil Tanker Quay	460	12.60	-	Bulk liquid (2 berths)
Ore Quay	374	13.00	50	General freight and bulk materials
South Quay	1,282	13.00	300	Passengers, general freight, RO-RO and containers
Tharsis Quay	280	-	-	Out of service
Mooring buoys - North	200	7.00	-	
Mooring buoys - Centre	200	6.00	-	
Mooring buoys - South	150	5.00	-	
<b>TOTAL FOR SERVICE</b>	<b>5,580</b>			

### 2.2.1.1 Classification by docks

Service	Length (m)	Draught (m)	Width(m)	Used for
<b>Private</b>				
New Huelva Shipyard Quay	337.0	-	-	Weapons, repairs and scrap
Riotinto quay	390.0	-	-	Out of service
Fertiberia, S.L. (Phosphoric acid/compounds) jetty	180.0	8.10	-	Bulk liquid
Atlantic Copper, S.L.U. jetty North	140.0	6.50	-	Bulk liquid
Fertiberia, S.L. (Fertiliser) jetty	150.0	8.10	-	Bulk liquids and solids
Impala Terminal	550.0	14.00	-	Bulk solids
Levantino-Aragonesa de Tránsitos, S.A.	120.0	9.70	-	Bulk liquid
Atlantic Copper, S.L.U TNP 1 jetty	175.0	10.00	-	Bulk liquid
Atlantic Copper, S.L.U. jetty TNP 2	159.0	8.00	-	Bulk liquid
Saltés quay	200.0	5.50	-	Weapons, repairs and scrap
Reina Sofía E de CEPSA jetty	190.0	10.00	-	Bulk liquid
Reina Sofía C de CEPSA jetty	128.0	8.50	-	Bulk liquid
Reina Sofía W de CEPSA jetty	150.0	9.00	-	Bulk liquid
Reina Sofía 4º CEPSA BERTH jetty	210.0	12.60	-	Bulk liquid
Enagas, S.A. jetty	304.5	12.00	-	Bulk liquid
Decal North jetty	210.0	11.50	-	Bulk liquid
Decal South jetty	210.0	12.50	-	Bulk liquid
Decal-South 2 jetty	188.0	13.30	-	Bulk liquid
Royal Maritime Club of Huelva	16.0	2.00	-	Various
Marina del Odiel (Port and Marina Management Company)	40.0	Between 2 and 5	-	Various

### 2.2.1.1 Classification by docks

Service	Length (m)	Draught (m)	Width(m)	Used for
La Rábida quay	20.0	2.00	-	Auxiliary(1 berth)
Monobuoy	275.0	16.50	-	Bulk liquids
<b>TOTAL FOR INDIVIDUALS</b>	<b>4,342.5</b>			
<b>TOTAL</b>	<b>9,922.5</b>			

### 2.2.1.2 Classification by uses and draught

Usage	Linear metres with draught "C" (m)					C<4
	C ≥ 12	12 > C ≥ 10	10 > C ≥ 8	8 > C ≥ 6	6 > C ≥ 4	
<b>Service</b>						
<b>Commercial docks</b>						
General conventional freight	-	-	-	-	-	-
Containers	-	-	-	-	-	-
RO-RO berths	-	-	-	-	-	-
Bulk solids without special installation	-	-	-	-	-	-
Bulk solids via special installation	-	-	-	-	-	-
Bulk liquids	460	-	-	-	-	460
Multi-purpose	3,096	-	-	400	-	3,496
Passengers	-	-	-	90	-	90

## 2.2.1.2 Clasificación por empleos y calados

Usage	Linear metres with draught "C" (m)					Total	C<4
	C ≥ 12	12 > C ≥ 10	10 > C ≥ 8	8 > C ≥ 6	6 > C ≥ 4		
<b>Other quays</b>							
Fishing	-	-	-	710	-	710	-
Weapons, repairs and scrap	-	-	-	-	-	-	-
Service buoys	-	-	-	400	150	550	-
Various	-	-	-	-	280	280	-
<b>TOTAL FOR SERVICE</b>	<b>3,556</b>	<b>-</b>	<b>-</b>	<b>1,600</b>	<b>430</b>	<b>5,586</b>	<b>-</b>
<b>Private</b>							
<b>Commercial docks</b>							
General conventional freight	-	-	-	-	-	-	-
Containers	-	-	-	-	-	-	-
RO-RO berths	-	-	-	-	-	-	-
Bulk solids without special installation	-	-	-	-	-	-	-
Bulk solids via special installation	550	-	150	-	-	700	-
Bulk liquids	1,119	575	737	140	-	2,571	-
Multi-purpose	-	-	-	-	-	-	-
Passengers	-	-	-	-	-	-	-
<b>Other quays</b>							
Fishing	-	-	-	-	-	-	-
Weapons, repairs and scrap	-	-	-	-	337	337	-
Various	-	-	-	-	590	590	28
<b>TOTAL FOR PRIVATE</b>	<b>1,669</b>	<b>575</b>	<b>887</b>	<b>140</b>	<b>927</b>	<b>4,198</b>	<b>28</b>
<b>TOTAL FOR SERVICE AND PRIVATE</b>	<b>5,225</b>	<b>575</b>	<b>887</b>	<b>1,740</b>	<b>1,357</b>	<b>9,784</b>	<b>28</b>

2.2.2 Land and storage areas (m<sup>2</sup>)

Dock	Designation	Warehouses			Roads	Others	Total
		Uncovered	Covered and open	Closed			
	<b>North Fishing Industrial Estate</b>				53,878	217,656	<b>271,534</b>
	Concessions					131,323	
	Others					86,332	
	Communications and services				53,878		
<b>Levante</b>	<b>Levante quay and surroundings</b>	29,690		2,760	74,240	172,560	<b>279,250</b>
	Warehouse 1			1,560			
	Warehouse 2			1,200			
	Storage Area	29,690					
	Concessions					29,596	
	Others					142,965	
	Communications and services				74,240		
	<b>Cross streets and Punta del Sebo</b>				675,294	2,481,476	<b>3,156,769</b>
	Concessions					1,348,458	
	Others					1,133,017	
	Communications and services				675,294		
	<b>Outer Port</b>	681,148		230,728	366,265	2,753,924	<b>4,032,065</b>
<b>Muelle de Minerales</b>							
	Storage Area	11,846					

2.2.2 Land and storage areas (m<sup>2</sup>)

Dock	Designation	Warehouses			Roads	Others	Total
		Uncovered	Covered and open	Closed			
<b>Ciudad de Palos</b>							
	Storage Area	109,459					
	<b>Ing. Juan Gonzalo</b>			16,720			
	Warehouse 1			3,600			
	Warehouse 2			4,760			
	Warehouse 3			3,600			
	Warehouse 4			4,760			
	Storage Area	183,830					
	Atlantic Copper, S.L.U.(C-1781)			4,154			
	Bergé Marítima, S.L. (C-1409)	17,570		17,570			
	ImpalaTerminals Huelva, S.L.U. (C-1309)	101,913		48,143			
<b>South Quay</b>							
	Storage area	170,773					
	Yilport Huelva, S.L.	54,697.6					
<b>Outer port (outside the docks)</b>							
	Algeposa Huelva, S.L. (C-1151)			55,623			
	Servimad (C-968)			10,947			
	Bergé Marítima, S.L.(C-1144 y C-1045)			28,667			
	García-Munté Energía, S.L.(C-1750)	32,948					
	García-Munté Energía, S.L. (A-1861)	14,009					

2.2.2 Land and storage areas (m<sup>2</sup>)

Dock	Designation	Warehouses			Roads	Others	Total
		Uncovered	Covered and open	Closed			
	Congrasur (C-1048)	8,000		7,155			
	Bergé Marítima, S.L. (C-1210)			9,451			
	Aridos Anfersa, S.L. (C-1501)			9,627			
	García-Munté Energía S.L. (A01822)	15,000					
	Bergé Marítima, S.L. (A-1754)	3,500		5,950			
	Servimad (A-1902)	7,300					
	Servimad (A-1911)	5,000					
	Concessions					1,331,622	
	Others					1,415,022	
	Communications and services				366,265		
	<b>Marismas del Odiel</b>				<b>224,316</b>	<b>5,801,597</b>	<b>6,025,913</b>
	Concessions					203,196	
	Others					5,598,400	
	Communications and services				224,316		
	<b>Marismas del Tinto</b>				<b>501,937</b>	<b>3,554,087</b>	<b>4,056,024</b>
	Concessions					116,111	
	Others					3,437,975	
	Communications and services				501,937		
		<b>710,838</b>		<b>233,488</b>	<b>1,895,929</b>	<b>14,981,299</b>	<b>17,821,554</b>

### 2.2.3 Cold stores and ice factories

Location	Description	Owner	Storage capacity (m <sup>3</sup> )	Comments
Joaquín Turina Street, 1(Fco. Montenegro Avenue)	Refrigerated warehouse	Continental Pescamar, S.L	9,000	Storage from -18º to -20º. Various
Pesquero Norte Industrial Estate	Refrigerated warehouse	Expromar, S.A.	2,400	Storage: -18º. Various
Pesquero Norte Industrial Estate	Ice factory	Hicoluz Huelva, S.L.	750	In operation
Pesquero Norte Industrial Estate	Refrigerated warehouse	Baltimar		
South Quay	Refrigerated warehouse	Yilport	256 plugs	These plugs are for the reefer
South Quay	Refrigerated warehouse	Frigoríficos Portuarios del Sur, S.L.	168,246.97	

### 2.2.4 Maritime terminals

Location	Owner	Traffic	Surface area (m <sup>2</sup> )
South Quay	Port authority of Huelva	Passengers and rolling cargo	2,392.35

### 2.2.5 Fishing installations

Type of installation	Location	Surface area m <sup>2</sup>
Fish market	Levante Quay	2,280.92
Warehouse	Pesquero Norte Industrial Estate	1,620
Fishers, shipowner's warehouses or sheds	Pesquero Norte Industrial Estate	4,860
Fish preparation and packaging warehouse	Pesquero Norte Industrial Estate	20,314.00

## 2.2.6 Buildings and installations for public use

Location	Owner	Use	Characteristics
Levante North Quay	A.P.H.	Fish Auction Logistic Hub	2,000 m <sup>2</sup> on 1 <sup>st</sup> floor
Real Sociedad Colombina Onubense Avenue	A.P.H.	A.P.H. Main office	2,460 m <sup>2</sup> on 3 floors
Hispanoamérica Avenue	A.P.H.	Transformer Centre (Lighting and Housing)	100 KVA housing 125 KVA lighting
Hispanoamérica Avenue	A.P.H.	Parking facilities	413,96 m <sup>2</sup> with 142 parking spots
Hispanoamérica Avenue and Sanlúcar de Barrameda Street	A.P.H.	APH Offices, Maritime Captaincy, Port Service Control Center, SASEMAR, ESTIHUELVA Port Employment Center S.A., Civil Guard, Foreign Health	2,689.26 m <sup>2</sup> on 3 floors (3 buildings)
Levante Quay	A.P.H.	Puerto del Príncipe parking facilities	576 m <sup>2</sup> with 197 parking spots
Levante Quay	A.P.H.	Designated parking area (next to the Rio Tinto Company Dock)	9,100 m <sup>2</sup> with 300 parking spots
Levante Quay	A.P.H.	Nº2 Transformer Centre North	630 KVA
Innovation Marketplace	A.P.H.	Huelvaport	36.83 m <sup>2</sup>
Levante Quay	A.P.H.	Commercial Department Office	223.30 m <sup>2</sup>
Levante Quay	A.P.H.	Office of the Storage, Facilities and Ground Operations Division	240 m <sup>2</sup> on 2 floors
Levante Quay	A.P.H.	Customs Unit	72 m <sup>2</sup> on 1 floor
Levante Quay	A.P.H.	Guardia Civil Control Post	11.95 m <sup>2</sup>
Levante Quay	A.P.H.	Guardia Civil Control Post Parking facilities	427.03 m <sup>2</sup> with 146 parking spots
Levante Quay	A.P.H.	Premises (3) of the maritime service of the State Tax Administration Agency	48.8 m <sup>2</sup>
Levante Quay	A.P.H.	Premises (4) of the General Directorate of the Civil Guard	65.07 m <sup>2</sup>
Levante Quay	A.P.H.	Transformer Centre nº1 South	630 KVA

### 2.2.6 Buildings and installations for public use

Location	Owner	Use	Characteristics
Hispanoamérica Avenue	A.P.H.	Las Cocheras del Puerto	665 m <sup>2</sup> on 1 floor
Hispanoamérica Avenue	A.P.H.	Port of Huelva Reception and Documentation Centre	875 m <sup>2</sup> on 1 floor
Fco. Montenegro Avenue	A.P.H.	La Ría Promenade Parking facilities	732.78 m <sup>2</sup> perpendicular with 251 parking spots 466.68 m <sup>2</sup> with 90 parallel spots
Fco. Montenegro Avenue	A.P.H.	La Ría Promenade	81,525 m <sup>2</sup> promenade
Fco. Montenegro Avenue	A.P.H.	Paseo de la Ría bathrooms	134.20 m <sup>2</sup> 10 plant modules (13.42 m <sup>2</sup> )
Fco. Montenegro Avenue	A.P.H.	Parking facilities	75.49 m <sup>2</sup> with 26 parking spots
Fco. Montenegro Avenue	A.P.H.	Parking facilities Fertiberia	425.06 m <sup>2</sup> with 146 parking spots
Fco. Montenegro Avenue	A.P.H.	Real Club Marítimo parking facilities	196.62 m <sup>2</sup> with 67 perpendicular parking spots and 70.21 m <sup>2</sup> with 14 parallel parking spots
Fco. Montenegro Avenue	A.P.H.	Colón Parking facilities	105.12 m <sup>2</sup> with 36 parking spots
Fco. Montenegro Avenue	A.P.H.	Térmica Parking facilities	78.06 m <sup>2</sup>
Oil Tanker Quay	A.P.H.	Civil Guard Control Post	6.63 m <sup>2</sup>
Oil Tanker Quay	A.P.H.	Transformer Centre	100 KVA
Oil Tanker Quay	A.P.H.	Parking facilities	122.14 m <sup>2</sup> with 42 perpendicular parking spots and 28 for trucks
Arenillas Tower	A.P.H.	Central Control Tower	800 m <sup>2</sup> on 4 floors
Arenillas Tower	A.P.H.	Treatment plant	1,500 m <sup>2</sup> for storage 555 m <sup>2</sup> warehouse
Ciudad de Palos Quay	A.P.H.	Transformer Centre n <sup>º</sup> 5 and n <sup>º</sup> 6	n <sup>º</sup> 5 630 KVA strength n <sup>º</sup> 5 250 KVA lightning n <sup>º</sup> 6 630 KVA
Minerales Quay	A.P.H.	Transformer Centre	160 KVA lightning 800 KVA strength

## 2.2.6 Buildings and installations for public use

Location	Owner	Use	Characteristics
Isla Saltés Quay	A.P.H.	Transformer Centre	100 KVA
Ingeniero Juan Gonzalo Quay	A.P.H.	Parking facilities	516.56 m <sup>2</sup> with 129 parking spots
Ingeniero Juan Gonzalo Quay	A.P.H.	Transformer Centre Workshops	315 KVA
Ingeniero Juan Gonzalo Quay	A.P.H.	Transformer Centre n <sup>º</sup> 1	630 KVA
Ingeniero Juan Gonzalo Quay	A.P.H.	Transformer Centre n <sup>º</sup> 2	630 KVA strength 250 KVA lighting
Ingeniero Juan Gonzalo Quay	A.P.H.	Transformer Centre n <sup>º</sup> 3	630 KVA
Ingeniero Juan Gonzalo Quay	A.P.H.	Transformer Centre n <sup>º</sup> 4	630 KVA
Ingeniero Juan Gonzalo Quay	A.P.H.	Civil Guard Control Post	11.95 m <sup>2</sup>
South Quay	A.P.H.	Transformer Centre Terminal Ferroviaria	400 KVA
South Quay	A.P.H.	Transformer Centre n <sup>º</sup> 1	630 KVA
South Quay	A.P.H.	Lighting Transformer Centre-PIF	630 KVA
South Quay	A.P.H.	New access control, Portuary Police, Civil Guard	64.64 m <sup>2</sup> for two modules of 32.32 m <sup>2</sup> of 1 floor
South Quay	A.P.H.	Bathrooms and vending machines	80.67 m <sup>2</sup> on 1 floor. Corbel of 94.07 m <sup>2</sup>
South Quay	A.P.H.	Customs	73.65 m <sup>2</sup> on 1 floor
South Quay	A.P.H.	National Police cabins	22.68 m <sup>2</sup> . 2 cabins of 6.30 m <sup>2</sup> and one cabin of 10.08 m <sup>2</sup>
South Quay	A.P.H.	Customs (PIF)	180.40 m <sup>2</sup> on 1 floor
South Quay	A.P.H.	Phytosanitary Control (PIF)	1,776.82 m <sup>2</sup>
South Quay	A.P.H.	Warehouse means to combat marine pollution	540.30 m <sup>2</sup>
South Quay	A.P.H.	Multifunctional Building (passenger terminal, port services and police and customs control and inspection services)	2,392.35 m <sup>2</sup> on 3 floors
Mazagón	A.P.H.	Civic building (Casa Vigía - Observation house)	240 m <sup>2</sup> on 2 floors

### 2.2.7 Moles

Description	Lenght(m)	Characteristics
Juan Carlos I, King of Spain mole	13,000	Flow-over type, built entirely from quarry stone, riprap layers with stones up to 9 tons and concrete parallelepiped blocks up to 4.5 m <sup>3</sup>

### 2.2.8 Schematic plan of lighthouses and beacons

[See General Plan of the Port of Huelva.](#)

### 2.2.9 Relationship of lighthouses and beacons

Number	Name and location	Description	Colour	Rythm	Range in miles
8570	El Rompido lighthouse	Cylindrical tower	B	Gp. D (2)	24
8665	Burro Bridge	Beacon	V	Ct	1
8665,1	Burro Bridge	Beacon	R	Ct	1
8665,2	Burro Bridge	Beacon	V	Ct	1
8665,3	Burro Bridge	Beacon	R	Ct	1
8670	Crude oil unloading buoy	Special marker	A	Gp. D (4)	8
8680	Buoy 1 oil pipeline	Special marker	A	Gp. D (4)	5
8685	Buoy 2 oil pipeline	Special marker	A	Gp. D (4)	5
8690	Buoy 3 oil pipeline	Special marker	A	Gp. D (4)	5
8692	Buoy 4 oil pipeline	Special marker	A	Gp. D (4)	5
8694	Buoy 5 oil pipeline	Special marker	A	Gp. D (4)	5

### 2.2.9 Relationship of lighthouses and beacons

Number	Name and location	Description	Colour	Rythm	Range in miles
8700	Picacho lighthouse	Octagonal tower	B	Gp. D(2+4)	25
8710	Morro dike lighthouse	Cylindrical tower	B y R	Gp. D(3+1)	10
8722	Day/night leading lights	Cylindrical/conical tower	VBR	Sectorial	D 5,9 / N 8
8730	River Odiel, Cardinal direction: west	Castillete	B	9 Ct	5
8740	River Odiel n.º 1	Triangular marker	V	D	4
8750	River Odiel n.º 2	Triangular marker	R	D	4
8760	River Odiel n.º 3	Triangular marker	V	Gp. D(2)	3
8770	River Odiel n.º 4	Cylindrical marker	R	Gp. D(2)	3
8780	River Odiel n.º 5	Triangular marker	V	Gp. D(3)	3
8790	River Odiel n.º 6	Cylindrical marker	R	Gp. D(3)	3
8800	River Odiel Fork No. 7	Triangular marker	V	Gp. D 2+1	3
8810	River Odiel n.º 8	Cylindrical marker	R	Gp. D(4)	4
8812	Odiel River. Mazagón Marina. Extreme dam	Turret	V	Ct	2
8813	Odiel River. Mazagón Marina. Extreme breakwater	Turret	R	Ct	2
8814	Odiel River. Mazagón Marina. Dam. Hammer	Turret	V	D	1
8815	Odiel River. Mazagón Marina. Breakwater. Hammer	Turret	R	D	1
8820	River Odiel n.º 9	Triangular marker	V	D	3
8830	River Odiel n.º 10	Cylindrical marker	R	D	3
8840	River Odiel n.º 11	Triangular marker	V	Gp. D(2)	3
8850	River Odiel n.º 12	Cylindrical marker	R	Gp. D(2)	3
8855	Vigia submerged breakwater	Castillete	B	Gp.D(2)	3

### 2.2.9 Relationship of lighthouses and beacons

Number	Name and location	Description	Colour	Rythm	Range in miles
8860	Casa Vigia (Observation House) Beacon	Post with special marker	A	D	1
8870	River Odiel n.º 13	Triangular marker	V	Gp. D (3)	3
8880	River Odiel n.º 14	Cylindrical marker	R	Gp. D (3)	3
8880.5	Odiel River Anchorage Point. Pile in the Water	Cylindrical marker	A	Ct (3)	1
8880.75	Odiel River. South Pier works SE	Cylindrical marker	A	D(4)	1
8880.76	Odiel River. South Pier works SW	Cylindrical marker	A	D(4)	1
8881	South Quay Beacon - South	Beacon on a support structure	V	Gp. D (4)	3
8881,1	Duque Alba South Quay Beacon	Beacon on a support structure	A	D	3
8882	South Quay Beacon - Centre	Beacon on a support structure	V	Gp. D (4)	3
8886	South Quay Beacon - North	Beacon on a support structure	V	Gp. D (4)	3
8883	Odiel River. South Dock, North End	Post	V	Gp D (4)	3
8883-5	Odiel River. South Pier. North End. NE buoy works	Spherical with cross	A	D	1
8883-a	Odiel River. South Pier expansion works	Pickaxe with cross	A	D	1
8885	Odiel River. Buoy n.º 16	Castillete	R	D(4)	3
8890	River Odiel n.º 15	Triangular marker	V	1D	3
8900	River Odiel n.º 16	Cylindrical marker	R	Gp. D (4)	3
8905.2	South Mooring Buoy - South port-side	Special marker	A	1D	1
8905.4	South Mooring Buoy - South starboard-side	Special marker	A	1D	1
8905.6	South Mooring Buoy - North port-side	Special marker	A	1D	1
8905.8	South Mooring Buoy - North starboard-side	Special marker	A	1D	1
8910.1	Odiel River. Buoy n.º 18	Castillete	R	D	3
8911.2	Centre Mooring Buoy - South port-side	Special marker	A	Gp. D (4)	1

### 2.2.9 Relationship of lighthouses and beacons

Number	Name and location	Description	Colour	Rythm	Range in miles
8911.3	Centre Mooring Buoy - South starboard-side	Special marker	A	Gp. D (4)	1
8911.4	Centre Mooring Buoy - North port-side	Special marker	A	Gp. D (4)	1
8911.5	Centre Mooring Buoy - North starboard-side	Special marker	A	Gp. D (4)	1
8912	Decal Jetty Beacon	Post with a beacon	V	Gp. D (2)	3
8914	Decal Jetty Beacon	Post with a beacon	V	Gp. D (2)	3
8915	Fenosa Emissary Beacon	Post with a limit marker	A	Ct	1
8916	Odiel River. Buoy n.º 20	Castillete	R	D(2)	3
8918	Decal Jetty Beacon - North	Post with a beacon	V	Ct	3
8920	Odiel River. Fenosa. Water intake. End	Cylindrical	A	D(5)	3
8925.2	North Mooring Buoy - South port-side	Special marker	A	Gp. D (5)	1
8925.4	North Mooring Buoy - South starboard-side	Special marker	A	Gp. D (5)	1
8925.6	North Mooring Buoy - North port-side	Special marker	A	Gp. D (5)	1
8925.8	North Mooring Buoy - North starboard-side	Special marker	A	Gp. D (5)	1
8940	River Odiel n.º 20	Cylindrical marker	R	Gp D (2)	3
*8945	River Odiel n.º 20 M1	Special marker	A	1D	1
*8950	River Odiel n.º 20 M2	Special marker	A	1D	1
8960	Reina Sofia Jetty Beacon	Post with a beacon	V	Gp. D (3)	3
8963	Reina Sofia Jetty Beacon	Post with a beacon	V	Gp. D (3)	3
8965	Reina Sofia Jetty Beacon	Post with a beacon	V	Gp. D (3)	3
8967	Odiel River. Buoy n.º 22	Castillete	R	D(3)	3
8970	Enagas Jetty Beacon	Post with a beacon	V	Gp. D (4)	3
8972	Enagas Jetty Beacon	Post with a beacon	V	Gp. D (4)	3

### 2.2.9 Relationship of lighthouses and beacons

Number	Name and location	Description	Colour	Rythm	Range in miles
8973	Odiel River. ENAGÁS submarine outfall. Outfall No. 2	Post with cross	A	Ct	1
8973.2	Odiel River. ENAGÁS submarine outfall. Outfall No. 3	Turret with cross	A	Ct	1
8976	Odiel River. Buoy nº 24	Castillete	R	D(4)	3
8975	Odiel River n.º 22	Cylindrical marker	R	Gp. D(3)	3
8977	FORET Jetty	Post with a beacon	V	D	3
8977,1	FORET Jetty	Post with a beacon	V	D	3
8980	Atlantic Jetty - South	Post with a beacon	V	Gp. D(2)	3
8981	Atlantic Jetty - Outer	Post with a beacon	V	Gp. D(2)	3
8985	Ercross-Atlantic Copper Jetty	Post with a beacon	V	Gp. D(3)	3
8990	Ercross-Atlantic Copper Jetty	Post with a beacon	V	Gp. D(3)	3
9005	Odiel River n.º 26	Cylindrical marker	R	3 D	3
9010	Odiel River n.º 24	Cylindrical marker	R	4 D	3
9015	Juan Gonzalo Extension - South	Post with a beacon	V	Gp. D(4)	3
9016	Juan Gonzalo Quay	Beacon	V	1 D	3
9020	Odiel River. Buoy nº 28	Castillete	R	D(4)	3
9022	Odiel River. Pile anchor point in the water	Cylindrical pile with blade	A	Ct(3)	1
9024	Odiel River. Drace Dock, Southern End	Cylindrical post	R	D	3
9025	Odiel River. Drace Dock, North End	Cylindrical post	R	D	3
9025	Saltés Quay	Beacon	R	D	3
9035	Ore Quay	Beacon	V	Gp. D	3
9040	Tugboat Dock	Post with a beacon	V	Gp. D	3
***9040.2	South buoy	Special marker	A	1 D	1

### 2.2.9 Relationship of lighthouses and beacons

Number	Name and location	Description	Colour	Rythm	Range in miles
***9040.3	North-east buoy	Special marker	A	1 D	1
***9040.4	North-west buoy	Special marker	A	1 D	1
9045	Oil Tanker Quay	Post with a beacon	V	Gp. D (2)	3
9047	Oil Tanker Quay	Post with a beacon	V	Gp. D (2)	3
9050	Buoy No. 30	Cylindrical marker	R	Gp. (2D)	3
9052	Buoy No. 32	Cylindrical marker	R	Gp. (3D)	3
9054	Buoy No. 17 Fork	Triangular marker	V	Gp. D (2+1)	3
9055	Yacht Club	Beacon	V	4 D	1
9055,1	Yacht Club	Beacon	V	Ct	1
9055,3	Yacht Club	Beacon	V	Gp D (2)	1
9060	Burro Bridge Fork No. 34	Cylindrical marker	R	Gp D (2+1)	3
9065	Fertiberia - Fertiliser	Post with a beacon	V	D	3
9067	Fertiberia - Fertiliser	Post with a beacon	V	D	3
9070	River Odiel n.º 28	Cylindrical marker	R	4 D	3
9075	Buoy No. 36	Cylindrical marker	R	Gp. 1 D	3
9084	Atlantic Copper - North	Post with a beacon	V	Gp. D (2)	3
9086	Atlantic Copper - North	Post with a beacon	V	Gp. D (2)	3
9090	Fertiberia - Phosphoric acid	Post with a beacon	V	Gp. D (3)	3
9095	Fertiberia - Phosphoric acid	Post with a beacon	V	Gp. D (3)	3
9100	Buoy No. 38	Cylindrical marker	R	Gp. 3 D	3
9110	Buoy No. 19	Triangular marker	V	Gp D (4)	3
9120	Tinto Quay	Beacon	V	D	3

### 2.2.9 Relationship of lighthouses and beacons

Number	Name and location	Description	Colour	Rythm	Range in miles
9121	Buoy No. 40	Cylindrical marker	R	D	3
9122	Jetty for official launches	Beacon	V	Gp. D (2)	1
9122.1	Odiel River. T-shaped dock. North End	Metalic post	B	Gp D (2)	1
9122,5	Jetty for official launches	Beacon	V	Gp. D (2)	1
9123,1	Buoy R1	Special marker	A	D	3
9123,2	Buoy R2	Special marker	A	D	3
9125	Levante Centre Quay	Beacon	V	Gp. D (3)	3
9126.1	Odiel River. Odiel Urban Marina. Buoy A	Conical with blade	A	Gp D (4)	1
9126.2	Odiel River. Odiel Urban Marina. Buoy B	Cylindrical with blade	A	Gp D (4)	1
9126.4	Odiel River. Odiel Urban Marina. Buoy D	Spherical with cross	A		1
9130	Odiel River. Pile anchor point in the water	Cardinal cylindrical pile E	B	Ct (3)	1
9135	Tharsis Quay	Beacon	R	Gp. D (4)	3
9145	Tinto Bridge	Beacon	V	Ct	1
9150	Tinto Bridge	Beacon	R	Ct	1
9155	Tinto Bridge	Beacon	V	Ct	1
9160	Tinto Bridge	Beacon	R	Ct	1
9170	La Rábida Quay	Post with a beacon	V	Ct	1
9175	Matalascañas lighthouse (Higuera)	Triangular tower	B	Gp. D (3)	20
9810.1	Odiel River n.º 18	Cylindrical marker	R	1D	3

\*\*Delimits the manoeuvring area to turn Enagas vessels around.

\*\*\* Old Ore Quay turn-around area.

## 2.4 Installations for vessels

### 2.4.1 Docks

#### 2.4.1.1 Dry docks

Not applicable.

#### 2.4.1.2 Floating docks

Not applicable.

### 2.4.2 Slipways

Not applicable.

### 2.4.3 Shipyards

Nuevo Astillero de Huelva, S.A.

### 2.4.4 Vessel supply services

Type of supply	Location	No. of outlets	Hourly capacity for each outlet	Hourly capacity of the quay	Supplier
Liquid fuels	Levante Quay	6	B 15 Diesel	B 90 Diesel	MOEVE Comercial del Petróleo SAU
Lubricant	Amadesam Nueve	1	7	Lubricating oil	Amadesam
Liquid fuels	Spabunker Sesenta	2	600 m <sup>3</sup>	HFO/GO	MOEVE Comercial del Petróleo SAU
Water	Levante Quay	33	17	51	Amasur, S.A.L.
Water	Oil Tanker Quay	2	17	17	Amasur, S.A.L.
Water	Ore Quay	5	17	34	Amasur, S.A.L.
Water	Ingeniero Juan Gonzalo/Ciudad de Palos Quay	38	17	51	Amasur, S.A.L.
Water	South Quay	14	17		Amasur, S.A.L.

## 2.5 Mechanical land resources

### 2.5.1 Cranes

#### 2.5.1.1 Dockside Cranes

Location	Owner	Nº	Make	Type	Power	Force	Height above the MLWS	Container throughput/hour	Year
South Quay	Yilport Huelva	1	Paceco	Panamax containers	Electrical	30-40	31	20-22	1984
South Quay	Yilport Huelva	1	Paceco	Post Panamax containers	Electrical	40-50	36	21-24	1990
South Quay	Yilport Huelva	3	Kalmar	Super PostPanamax containers	Electrical	65	38		2004

#### 2.5.1.2 Mobile cranes

Location	Owner	Nº	Make	Type	Power	Force	Height above the MLWS	Throughput tonnes/hour	Year
Ingeniero Juan Gonzalo Quay/Ciudad de Palos Quay	Bergé	1	Liebherr LHM 400	mobile	Gas-Oil	52	45	700	2002
Ingeniero Juan Gonzalo Quay/Ciudad de Palos Quay	Algeposa	1	Liebherr LHM 400	mobile	Gas-Oil	52	45	600	1996
Ingeniero Juan Gonzalo Quay/Ciudad de Palos Quay	Algeposa	1	Liebherr LHM 500	mobile	Gas-Oil	52	48	700	2004
Ingeniero Juan Gonzalo Quay/Ciudad de Palos Quay	Algeposa	1	Liebherr LHM 600	mobile	Gas-Oil	74	45	900	2007
Ingeniero Juan Gonzalo Quay/Ciudad de Palos Quay	Servimad	1	Gottwald HMK 330	mobile	Gas-Oil	80	46.6	970	2001
Ingeniero Juan Gonzalo Quay/Ciudad de Palos Quay	Ership	1	Gottwald HMK 360	mobile	Gas-Oil	63	47	1,500	2006
Ingeniero Juan Gonzalo Quay/Ciudad de Palos Quay	Ership	1	Gottwald HMK 6507B	mobile	Gas-Oil	100	50	1,112	2013
Ingeniero Juan Gonzalo Quay/Ciudad de Palos Quay	Ership	1	Gottwald HMK 6407B	mobile	Gas-Oil	100	50	1,007	2018
Impala Terminal	Bergé	1	Liebherr LHM 550	mobile	Gas-Oil	300	64	2,300	2015
Ingeniero Juan Gonzalo Quay/Ciudad de Palos Quay	Bergé	1	Liebherr LHM 550	mobile	Gas-Oil	300	64	2,300	2024

### 2.5.1.3 Number of Cranes Summary

Type	Service	Private	Total
Gantry			
Up to 6 tonnes			
Between 7 and 12 tonnes			
Between 13 and 16 tonnes			
Over 16 tonnes		5	5
Automobile	0	10	10
<b>Total</b>	<b>0</b>	<b>15</b>	<b>15</b>

## 2.5.2 Special loading and unloading installations

Location	Owner	Year of manufacture	Characteristics
Decal España (lighters) jetty	DECAL ESPAÑA, S.A.	2008	Total length L: 84.93 m. Dead weight 5,000 tonnes. Beam B 16,00 m. Max. draught when loaded D 6.00 m. Displacement when loaded P 6,800 tonnes. A docking and loading/unloading platform. Two berthing dolphins. Pedestrian walkways with pipe support. Berthing fenders. Quick release mooring hooks.
Fertiberia, S.L. (Phosphoric acid/compounds) jetty	A.P.H.	1975	Throughput: Loading phosphoric acid: 200 to 250 tonnes/hour. The company currently using this is Fertiberia S.L.
Atlantic Copper, S.L.U. north jetty	ATLANTIC COPPER, S.L.U.	2010	One 14" pipeline for loading sulphuric acid. Throughput depending on the vessel.
Fertiberia, S.L. (Fertiliser) jetty	A.P.H.	1966 1999	An ammonia pipeline (loading/unloading) 200 to 250 tonnes/hour. Conveyor belt for loading (NPK, DAP, MAP fertilisers) 300 to 400 tonnes/hour. The company currently using this is Fertiberia S.L.
Single buoy crude oil terminal	MOEVE	1966	Draught: 16.50 m 3,800 tonnes/hour

### 2.5.2 Special loading and unloading installations

Location	Owner	Year of manufacture	Characteristics
Arenillas Tower Oil Tanker Quay	A.P.H.	1966	<p>8 loading arms per berth.</p> <p>South berth:</p> <ul style="list-style-type: none"> <li>5 loading arms</li> <li>1 arm for deballasting</li> <li>1 arm for loading liquefied gases</li> <li>11 loading arm for vapour return</li> </ul> <p>Berth N:</p> <ul style="list-style-type: none"> <li>5 loading arms</li> <li>1 arm for deballasting</li> <li>1 loading arm for benzene</li> <li>1 loading arm for cyclohexane</li> </ul> <p>Throughput:</p> <ul style="list-style-type: none"> <li>Heavy products and medium distillates 1000 m<sup>3</sup>/h</li> <li>Benzene and cyclohexane 250 m<sup>3</sup>/h</li> <li>Liquefied gases 250 m<sup>3</sup>/h</li> <li>Gasoline/petrol 700 m<sup>3</sup>/h</li> </ul> <p>The only company using this installation at present is Moeve</p>
Atlantic Copper, S.L.U. jetty TNP-2	ATLANTIC COPPER, S.L.U.	1975	<p>Throughput:</p> <ul style="list-style-type: none"> <li>200 mm pipeline for sulphuric acid or 250 m<sup>3</sup>/h</li> </ul>

## 2.5.2 Special loading and unloading installations

Location	Owner	Year of manufacture	Characteristics
Reina Sofia Jetty	MOEVE	1976	<p>4 loading arms per berth.</p> <p>Berth E:</p> <ul style="list-style-type: none"> <li>2 x 12" lines for benzene and ballast</li> <li>4 x 14" lines for fuel oil, asphalt, vegetable oil and biodiesel</li> <li>6 x 8" lines for phenol, acetone, propylene, methanol, soda and benzene</li> <li>1 x 4" line for return</li> <li>1 x 10" line for Petrosol</li> </ul> <p>Berth O:</p> <ul style="list-style-type: none"> <li>2 14" lines for fuel oil and asphalt</li> <li>8" arm on East berth - 1 x 12" line for ballast</li> <li>8" arm on West berth - 4 x 8" lines for phenol, acetone, propylene and cumene</li> <li>1 x 4" line for return</li> <li>1 x 6" line for A.M.S.</li> </ul> <p>Berth C:</p> <ul style="list-style-type: none"> <li>1 x 10" line for ethanol</li> <li>Two 6" loading arms on West berth - 1 x 8" line for methanol</li> </ul> <p>4th Berth:</p> <ul style="list-style-type: none"> <li>3 x 12" lines for VGO, ballast and naphtha</li> <li>4 x 14" lines for fuel oil, asphalt, vegetable oil and biodiesel</li> <li>Throughput depending on the vessel</li> </ul>
Levantino-Aragonesa de Tránsitos, S.A. jetty	Levantino-Aragonesa de Tránsitos, S.A.	1981	<p>One 8" pipeline for unloading phosphoric and sulphuric acid.</p> <p>Throughput depending on the vessel.</p>
Atlantic Copper, S.L.U. jetty TNP-1	ATLANTIC COPPER, S.L.U.	1984	<p>One 14" pipeline for loading/unloading sulphuric acid and caustic soda.</p> <p>Throughput depending on the vessel.</p>

## 2.5.2 Special loading and unloading installations

Location	Owner	Year of manufacture	Characteristics
South Quay	A.P.H.	1987	One Roll-On/Rol-Off ramp for vessels. Capacity: 2 vessels. Width: 27.51 m. Length: 50.40 m Second Roll-on/Roll-off (Roll-off) vessel ramp: Year of construction and commissioning: October 2025 Capacity: 2 vessels. Width: 28 m. Length: 50 m
Enagas, S.A. jetty	ENAGAS, S.A.	1988	Two arms for unloading LNG at 2,000 m <sup>3</sup> /h c.u. Arm for handling LPG. Four 16" arms for LNG. One loading arm for vapour return.
Decal España North jetty	DECAL ESPAÑA, S.A.	1995	Five arms for loading/unloading liquid fuels. One of 1,250 m <sup>3</sup> /h for diesel fuel. One of 750 m <sup>3</sup> /h for gasoline/petrol. One of 800 m <sup>3</sup> /h for cyclohexane. One of 1,250 m <sup>3</sup> /h for oil. One 600 m <sup>3</sup> /h hose for methanol.
Decal España South jetty	DECAL ESPAÑA, S.A.	2009	Five arms for loading/unloading liquid fuels. One of 1,250 m <sup>3</sup> /h for diesel fuel. One of 1,250 m <sup>3</sup> /h for oil. One of 1,250 m <sup>3</sup> /h for methyl ester. One of 1,250 m <sup>3</sup> /h for fuel. One of 600 m <sup>3</sup> /h for methanol.
Decal España South jetty 2	DECAL ESPAÑA, S.A.	2021	Six arms for loading/unloading liquid fuels.
Impala quay	IMPALA TERMINALS HUELVA, S.L.	2015	Length: 240 mts. Dead weight: 80,000 DWT. Conveyor belts for loading/unloading metal concentrates of 1000 tonnes/hour.

### 2.5.4 Auxiliary material for loading, unloading and transportation

Material Type	Owner	N.º	Power used	Characteristics
Forklift trucks	Algeposa	1	Diesel fuel	5 Tm
Lift	Algeposa	1	Diesel fuel	TH 42 - 1200
Automatic Clamshell Buckets	Algeposa	1		CM-2BVRFP
Automatic Clamshell Buckets	Algeposa	1		CM-2BVRFC
Automatic Clamshell Buckets	Algeposa	1		CM-2BVRFP
Automatic Clamshell Buckets	Algeposa	1		CM-2BVRFP
Automatic Clamshell Buckets	Algeposa	1		CM-2BVRFP
Automatic Clamshell Buckets	Algeposa	1		VSG 068 00947500
Automatic Clamshell Buckets	Algeposa	1		VSG 068 01628100
Automatic Clamshell Buckets	Algeposa	1		SCG 52.0
Automatic Clamshell Buckets	Algeposa	1		2.2-14500
Automatic Clamshell Buckets	Algeposa	1		SCG 70.0
Loaders	Algeposa	1	Diesel fuel	L90E
Loaders	Algeposa	1	Diesel fuel	L150E
Loaders	Algeposa	1	Diesel fuel	L150E
Loaders	Algeposa	1	Diesel fuel	L120C
Loaders	Algeposa	1	Diesel fuel	L180E

### 2.5.4 Auxiliary material for loading, unloading and transportation

Material Type	Owner	N.º	Power used	Characteristics
Loaders	Algeposa	1	Diesel fuel	L120D
Loaders	Algeposa	1	Diesel fuel	L220E
Loaders	Algeposa	1	Diesel fuel	L180F
Loaders	Algeposa	1	Diesel fuel	L110F
Loaders	Algeposa	1	Diesel fuel	L 120 F
Loaders	Algeposa	1	Diesel fuel	L 180 H
Loaders	Algeposa	1	Diesel fuel	L 180 H
Automatic Clamshell Buckets	Algeposa	1		40 m <sup>3</sup>
Automatic Clamshell Buckets	Algeposa	1		8 m <sup>3</sup>
Backhoe	Algeposa	1	Diesel fuel	40MTC
Hydraulic hopper	Algeposa	1	Electrical	50 Tm
Conveyor Belt Feeder	Bergé	1	Electrical	350m <sup>3</sup>
Conveyor belts	Bergé	1	Electrical	500 Tm/h
Conveyor belts	Bergé	2	Electrical	TAIM-TFG
Automatic Clamshell Buckets	Bergé	1		2BVR
Automatic Clamshell Buckets	Bergé	1		2BVRFPER
Automatic Clamshell Buckets	Bergé	1		CM-2BVR
Automatic Clamshell Buckets	Bergé	1		CM-2BVR
Automatic Clamshell Buckets	Bergé	1		2BVRFPER
Automatic Clamshell Buckets	Bergé	1		2BVRFPER

### 2.5.4 Auxiliary material for loading, unloading and transportation

Material Type	Owner	N.º	Power used	Characteristics
Automatic Clamshell Buckets	Bergé	1		2BVR
Automatic Clamshell Buckets	Bergé	1		2BVRFPER
Loaders	Bergé	1	Diesel fuel	L35B
Loaders	Bergé	1	Diesel fuel	L70E
Loaders	Bergé	1	Diesel fuel	L70F
Loaders	Bergé	3	Diesel fuel	L180F
Loaders	Bergé	9	Diesel fuel	L150H
Loaders	Bergé	1	Diesel fuel	L110E
Loaders	Bergé	2	Diesel fuel	L110H
Loaders	Bergé	2	Diesel fuel	L220H
Loaders	Bergé	1	Diesel fuel	L120G
Loaders	Bergé	1	Diesel fuel	L90F
Loaders	Bergé	2	Diesel fuel	ZW310
Automatic Clamshell Buckets	Bergé	1		40 m <sup>3</sup>
Automatic Clamshell Buckets	Bergé	1		8 m <sup>3</sup>
Automatic Clamshell Buckets	Bergé	1		8 m <sup>3</sup>
Chip hopper	Bergé	1	Electrical	TM1
Chip hopper	Bergé	1	Electrical	TM2
Hopper	Bergé	1		TD-120 M <sup>3</sup>
Hopper	Bergé	1		TD-100 M <sup>3</sup>

### 2.5.4 Auxiliary material for loading, unloading and transportation

Material Type	Owner	N.º	Power used	Characteristics
Loaders	Bergé	4	Diesel fuel	L150F
Loaders	Bergé	21	Diesel fuel	L180H
Loaders	Bergé	2	Diesel fuel	L110F
Conveyor Belt Feeder	Congrasur	1	Electric / Autonomous (Diesel Gen)	500Tm/h
Conveyor belts	Congrasur	1	Electric / Autonomous (Diesel Gen)	500 Tm/h
Conveyor belts	Congrasur	1	Electrical	700 Tm/h
Conveyor belts	Congrasur	1	Electrical	900 Tm/h
Loaders	Congrasur	2	Diesel fuel	L150H
Loaders	Congrasur	3	Diesel fuel	L120H
Loaders	Congrasur	1	Diesel fuel	L120E
Loaders	Congrasur	1	Diesel fuel	L180E
Loaders	Congrasur	1	Diesel fuel	L120G
Loaders	Congrasur	2	Diesel fuel	L110H
Loaders	Congrasur	1	Diesel fuel	L70F
Forklift trucks	Axor	1	Diesel fuel	C50s 5 Tm
Forklift trucks	Ership	1	Diesel fuel	H78 8 Tm
Backhoe	Clean derbis	1	Diesel fuel	280LC
Automatic Clamshell Buckets	Ership	13		
Bulk hopper	Ership	2	Electrical	150 Tm

### 2.5.4 Auxiliary material for loading, unloading and transportation

Material Type	Owner	N.º	Power used	Characteristics
Loaders	Ership	9	Diesel fuel	L150G
Loaders	Ership	3	Diesel fuel	L110G
Loaders	Joga	1	Diesel fuel	L180 H
Loaders	Joga	1	Diesel fuel	L180 H
Loaders	Joga	1	Diesel fuel	L180 H
Loaders	Joga	1	Diesel fuel	L220 H
Loaders	Carvaca	1	Diesel fuel	L150H
Loaders	Carvaca	1	Diesel fuel	L180 H
Loaders	Carvaca	1	Diesel fuel	L150H
Loaders	Carvaca	1	Diesel fuel	L180F
Loaders	Carvaca	1	Diesel fuel	L150H
Automatic Clamshell Buckets	Servimad	1		40 m <sup>3</sup>
Bulk hopper	Servimad	1	Electrical	140 m <sup>3</sup>
Loaders	Servimad	1	Diesel fuel	950G
Loaders	Servimad	1	Diesel fuel	L-180F
Tractor unit	Yilport Huelva	8	Diesel fuel	450 CV
Forklift trucks	Yilport Huelva	1	Diesel fuel	16 Tm
R.Stacker	Yilport Huelva	5	Diesel fuel	CS45

### 2.5.5 Other auxiliary material

Material Type	Owner	N.º	Power used	Characteristics
Articulated Platform	Algeposa	1	Electrical	50 Tm
Lifting Platform	Bergé	1	Electrical	20PX
Sundry vehicles	Bergé	1	Diesel fuel	Automatic
Sweeper	Congrasur	1	Diesel fuel	PIQUERSA
Sweeper	Congrasur	1	Diesel fuel	AUSA
Telescopic Platform	Congrasur	1	Diesel fuel	GENIE
Sweeper	Ership	1	Diesel fuel	2500ACH
Lifting Platform	J Zarrias	2	Diesel fuel	HA 16 DX
Lifting Platform	Ership	2	Diesel fuel	HA 26 DX
Towing Platform	Yilport Huelva	6		
Drum Loader	Zalviport	1	Diesel fuel	
Lifting Platform	Zalviport	1	Electrical	6x4 m <sup>3</sup>
Lifting Platform	Zalviport	1	Electrical	3x4 m <sup>3</sup>
Electric Pallet Truck	Zalviport	7	Electrical	2 Tm

## 2.6 Floating equipment

### 2.6.1 Dredgers

Not applicable.

### 2.6.2 Tugs

Name	Owner	Power used	Length (m)	Beam (m)	Draught (m)	Power (HP)	Year of manufacture
V.B. Cierzo	Auxmasa - G. Boluda	Diesel fuel	29.50	11.00	4.00	5,230	2002
V.B. Milonga	Auxmasa - G. Boluda	Diesel fuel	18.70	8.00	2.69	1,176	2022
V.B. Boluda Mari	Auxmasa - G. Boluda	Diesel fuel	27.46	8.50	4.65	2,510	1989
V.B. Bora	Auxmasa - G. Boluda	Diesel fuel	29.50	11.00	4.00	5,230	2001
V.B. Huelva	Auxmasa - G. Boluda	Diesel fuel	29.50	11.00	4.00	4,080	1995
V.B. Talisman	Auxmasa - G. Boluda	Diesel fuel	32.50	11.50	4.00	5,163	2000
V.B. Bravo	Auxmasa - G. Boluda	Diesel fuel	35.50	13.00	6.70	8,150	2009
V.B. Boreal	Auxmasa - G. Boluda	Diesel fuel	33.50	12.50		6,800	2000
Yarcla*	Auxmasa - G. Boluda	Diesel fuel	15.00	5.50	2.39	510	1999
Yarcla Cinco	Auxmasa - G. Boluda	Diesel fuel	22.00	7.00	2.90	2,200	2000
Río Coa	Amadesan, S.L.	Diesel fuel	15.87	4.67	1.62	365	1965
Gogor	Amadesan, S.L.	Diesel fuel	26.80	7.91	3.97	2,030	1977
Aitor Uno	Amadesan, S.L.	Diesel fuel	21.50	7.15	3.80	1,400	1978

\* Fitted with a 2.5 tonne crane.

### 2.6.3 Dump Scows, Lighters and Barges

Name	Owner	Power used	Power (HP)	Length (m)	Beam (m)	Draught (m)	Year of manufacture
Yarcla Seis	Boluda Port Services	Diesel fuel	650	20.00	7.20	3.15	2005
Yarcla Catorce	Boluda Port Services	Diesel fuel		14.00	3.86		1994
Yarcla Diecisiete	Boluda Port Services	Diesel fuel	700	15.00	6.00		
Spabunker sesenta	G. Boluda	Diesel fuel	2,310	64.00	16.25	7.60	2008
Amadesam nueve	Amadesam, S.L.	Diesel fuel	194	20.00	5.48	2.59	1966
Cisterna Dos	Amasur, S.L.	Diesel fuel	240	15.00	5.00	2.50	1978
Green Huelva	Amasur, S.L.	Diesel fuel	564	19.25	8.80	2.60	2018
V.B. Marhaba	Boluda Port Services	Diesel fuel		15.15	4.80		

### 2.6.4 Floating Cranes

Name	Owner	Power used	Characteristics	Characteristics of the work			Year of manufacture
				Force (tonnes)	Reach (m)	Height above sea (m)	
Pontodiel	Boluda Port Services	Towing	Load: 250 tonnes	20	-	-	2009

### 2.6.5 Other auxiliary floating service equipment

Name	Owner	Type	Characteristics	Year of manufacture
Punta del Sebo	Serodiel, S.L.	Catamaran	2 x 190 HP motors and length of 18.70 m	1997
Canoa de Punta Umbría	Tourdetania Tour, S.L.	Tourist tickets	24 m long and 6.28 m beam	
Villa de Palos	Serodiel, S.L.	Tourist tickets	2 x 102 kW motors and length of 15.33 m	1993
Torre Arenillas	Serodiel, S.L.	Tourist tickets	2 engines of 184.96HP, 12.2 m length and 3.65 m beam	1991

## 2.6.5 Other auxiliary floating service equipment

Name	Owner	Type	Characteristics	Year of manufacture
Segundo Castillo	Amadesam, S.L.	Auxiliary vessel	325 kW and length of 22 m	1993
Amadesam diez	Amadesam, S.L.	Auxiliary vessel	331 kW and length of 20 m	
Amadesam siete	Amadesam, S.L.	Auxiliary vessel	2 x 231KW motors and length of 14.4 m	2014
Yarcla Once	Boluda Port Services	Auxiliary vessel	2 x 550 HP motors and length of 15 m	1993
Yarcla Catorce	Boluda Port Services	Auxiliary vessel	2 x 240 HP motors and length of 14 m	1994
Isla de Bacuta	Boluda Port Services	Auxiliary vessel	2 x 315 HP motors and length of 12 m	

## 2.7 Land access and communications

### 2.7.1 Land access and inland communications

The main routes connecting the Port of Huelva with its hinterland are as follows:

- A-472 Seville-Huelva.
- A-49 Seville-Huelva-Ayamonte (motorway).
- A-492 Aljaraque -N-431.
- N-431 Huelva-Portugal (via Ayamonte).
- N-435 Badajoz-Huelva.
- N-442 Huelva-Mazagón.
- H-624 From the Outer Port to San Juan del Puerto, bypassing Palos de la Frontera and Moguer.

The Port of Huelva is laid out in a linear manner along the Odiel estuary, where the traditional docks are laid out. These are accessed via urban roads such as Avenidas Norte, Sur, Sanlúcar de Barrameda, Real Sociedad Colombina Onubense and Tomás Domínguez Ortiz, and the Huelva estuary, which is home to the industrial installations of the outer port.

Francisco Montenegro Avenue and the bridge over the Tinto River join the inner quays with the outer port of Huelva, in such a way that both areas share common accesses, despite their different functions and the distance separating them.

The road connection with the Guadalquivir valley and the centre of the peninsula is via the A-49 to Seville, and from that point via the N-IV Andalucía La relación con Portugal y la zona occidental de Huelva se establece mediante la N-431 y dual motorway. Therefore, this road connects to the trunk roads in the state road network.

The connection between Portugal and the western area of Huelva is via the N-431 and the A-492, which connect to the section of the A-49 dual carriageway between Huelva and Portugal.

The Ayamonte international bridge connects to the Portuguese road network, which runs from the border to the Algarve region via a motorway, which in turn is connected to the motorway to Lisbon. As far as traffic with Portugal is concerned, it should be noted that the only Portuguese port that deals with ships with a large draught is Sines, meaning that Huelva's area of influence for certain types of maritime traffic can include Portuguese regions of lower Alentejo and Algarve.

Moreover, traffic from the west can access the Port via the N-431 or the A-492. It has been identified that, when approaching the city, the traffic that goes to the inner quays accesses the city by the A-492 (Aljaraque to the N-431) instead of using the N-431 and Avda. Cristóbal Colón-Paseo Marítimo-Avda. Hispanoamérica, which is a significantly shorter route, as a result of which access to the port is gained from Aljaraque or Corrales over the new bridge on the River Odiel.

To go to the Outer Port, the traffic coming from the west is channelled along the N-431, bypassing the city to the north up to the A-49 branch road, which joins Huelva and then takes the south-east ring-road. The connection to the N-435 (Badajoz - Huelva) is made from the Trigueros junction on the A-49. This motorway channels the access traffic to the

city and the port in both directions, and is the main route for accessing the industrial area of Huelva. The access to the outer port from the A-49 connects to the south-west ring road, a dual carriageway that acts as a bypass of the centre of Huelva, thus avoiding urban areas and coming out on the N-422, which provides access by dual carriageway to the outer port via the bridge over the River Tinto. The N-442 (Huelva-Mazagón) is the main thoroughfare for the outer port, and is particularly important for inner port and industrial traffic. This connection allows the transportation of hazardous goods.

When evaluating road accessibility to the Port of Huelva, it is necessary to stress the importance of local and regional traffic, as nearly 80% of the traffic originates from or is going to points within a 50 km radius, which relates to the industrial area adjacent to the port or the mining installations in the region.

The Port Authority of Huelva has a road network that serves its installations and service area well. The main artery is the route made up of Avenida de Hispano América, Avenida Francisco Montenegro (the road to Punta del Sebo) and the Tinto Bridge, which link interior docks and the outer port. Traffic from Portugal, Extremadura or Seville has easy access to the service area from the A-49 motorway or CN-431. Local traffic also flows fluidly thanks to an adequate and sensible network of roads and highways.

The names and characteristics of the different roads for which the Authority is responsible are listed below:

## 2.7.1 Land access and inland communications

Port	Zone	Description	Name of Road	Code	Length (m)	Width (m)	Surface type
Interior	1	Pol. Pesquero Norte and shipyard area	Almadraba Street	C.Z01.ALM	308.00	10.5	Flexible with asphalt road surface
Interior	1	Pol. Pesquero Norte and shipyard area	Alonso Ojeda Street	C.Z01.ALO	672.00	10.9	Flexible with asphalt road surface
Interior	1	Pol. Pesquero Norte and shipyard area	Arrastre Street	C.Z01.ARR	791.00	10.5	Flexible with asphalt road surface
Interior	1	Pol. Pesquero Norte and shipyard area	Cerco Street	C.Z01.CER	422.00	5.40/10.5	Flexible with asphalt road surface
Interior	1	Pol. Pesquero Norte and shipyard area	Enlace Avenue	C.Z01.ENL	398.00	10.9	Flexible with asphalt road surface
Interior	1	Pol. Pesquero Norte and shipyard area	Unión Alonso Ojeda Street with Molino Avenue	C.Z01.MOL	55.00	11.5	Flexible with asphalt road surface
Interior	2	Levante Quay Surroundings	Hispanoamérica Avenue	C.Z02.HIS	1,324.00	13.4	Flexible with asphalt road surface/concrete
Interior	2	Levante Quay Surroundings	Norte Avenue	C.Z02.NOR	181.00	16.4	Flexible with asphalt road surface
Interior	2	Levante Quay Surroundings	Real Colombina Onubense Avenue	C.Z02.RSO	128.00	7.5	Flexible with asphalt road surface
Interior	2	Levante Quay Surroundings	Sanlucár de Barrameda Avenue	C.Z02.SLU	166.00	7.5	Flexible with asphalt road surface
Interior	2	Levante Quay Surroundings	Levante Dock Pavement	M.LEV.PAV	1,324.00	80/variable	Rigid with concrete road surface and paving stone
Interior	3	P.I. Punta del Sebo	Cristobal Donante Street	C.Z03.CRI	1,386.00	7	Flexible with asphalt road surface
Interior	3	Francisco Montenegro Avenue	Francisco Montenegro Avenue	C.Z03.FCO	4,760.00	20.67	Flexible with asphalt road surface/concrete
Interior	3	P.I. Punta del Sebo	Unnamed Street	C.Z03.IOC	553.00	7 / 18	Flexible with asphalt road surface
Interior	3	Francisco Montenegro Avenue	Monumento a la Fe Descubridora rd.	C.Z03.MON	258.00	7	Flexible with asphalt road surface
Interior	3	P.I. Punta del Sebo	Sabina Negral.TR0 Street	C.Z03.TR0	789.00	7	Flexible with asphalt road surface
Interior	3	P.I. Punta del Sebo	Joaquín Turina-TR1 Street	C.Z03.TR1	949.00	7	Flexible with asphalt road surface
Interior	3	P.I. Punta del Sebo	Isaac Albeniz-TR2 Street	C.Z03.TR2	621.00	7	Flexible with asphalt road surface
Interior	3	P.I.Punta del Sebo	Calderón de la Barca-TR3	C.Z03.TR3	821.00	7	Flexible with asphalt road surface
Interior	3	P.I.Punta del Sebo	TRANSVERSAL 4	C.Z03.TR4	621.00	7	Rigid with concrete road surface
Interior	3	P.I.Punta del Sebo	TRANSVERSAL 5	C.Z03.TR5	840.00	7	Flexible with asphalt road surface
Interior	3	Avda. Francisco Montenegro	Margen Izq. Odiel crosswalk	C.Z03.VER	3,550.00	8.4	Flexible with asphalt road surface
Interior	3	P.I.Punta del Sebo	ZAL	C.Z03.ZAL	409.00	10.9	Flexible with asphalt road surface
Exterior	4	Puerto Exterior P.I. Surroundings. New Port	Costera rd.	C.Z04.CCO	6,700.00	7 / 18	Flexible with asphalt road surface

## 2.7.1 Land access and inland communications

Port	Zone	Description	Name of Road	Code	Length (m)	Width (m)	Surface type
Exterior	4	Puerto Exterior P.I. Surroundings. New Port	Posterior rd.	C.Z04.CP0	7,156.00	18 / 9	Flexible with asphalt road surface
Exterior	4	Puerto Exterior P.I. Surroundings. New Port	Perpendicular 1 Street (BERGÉ)	C.Z04.PP1	261.00	7	Flexible with asphalt road surface
Exterior	4	Puerto Exterior P.I. Surroundings. New Port	Perpendicular 2 Street (García Munté)	C.Z04.PP2	256.00	7	Flexible with asphalt road surface
Exterior	4	Puerto Exterior P.I. Surroundings. New Port	Perpendicular 3 Street (CALLE A)	C.Z04.PP3	233.00	7	Flexible with asphalt road surface
Exterior	4	Puerto Exterior P.I. Surroundings. New Port	Perpendicular 4 Street (DECAL)	C.Z04.PP4	246.00	7	Flexible with asphalt road surface
Exterior	4	Puerto Exterior P.I. Surroundings. New Port	Public parking next to MIJG	C.Z04.PR1	800.00	9	Rigid - concrete
Exterior	4	Puerto Exterior P.I. Surroundings. New Port	Bar Nuevo Puerto Parking	C.Z04.PR2	100.00	50/variable	Flexible with asphalt road surface
Exterior	4	Puerto Exterior P.I. Surroundings. New Port	Palos-Rábida Road	C.Z04.RAB	200.00	18	Flexible with asphalt road surface
Exterior	4	Puerto Exterior P.I. Surroundings. New Port	Bridge of Tinto (N-442)	C.Z04.TIN	915.00	14	Rigid (concrete) with asphalt roadway
Exterior	4	Puerto Exterior P.I. Surroundings. New Port	Pavement of the Ciudad de Palos Pier	M.CIP.PAV	250.00	40/variable	Flexible with asphalt road surface
Exterior	4	Puerto Exterior P.I. Surroundings. New Port	Pavement of the Ing. Juan Gonzalo Pier	M.IJG.PAV	950.00	15/variable	Rigid - concrete
Exterior	4	Puerto Exterior P.I. Surroundings. New Port	Pavement of the Minerales Pier	M.MIN.PAV	600.00	35/variable	Flexible with asphalt road surface
Exterior	4	Puerto Exterior P.I. Surroundings. New Port	Pavement of Petrolero Pier	M.PTR.PAV	150.00	3.6	Rigid - concrete
Exterior	4	Puerto Exterior P.I. Surroundings. New Port	Pavement of Remolcadores Pier	M.REM.PAV	100.00	15	Flexible with asphalt road surface
Exterior	4	Puerto Exterior P.I. Surroundings. New Port	Pavement of South Pier	M.SUR.PAV	750.00	80/variable	Flexible with asphalt road surface
Exterior	4	Puerto Exterior P.I. Surroundings. New Port	Villafria industrial estate	-	-	-	Flexible with asphalt road surface
Dock	5	Juan Carlos I Dock	Juan Carlos I Road (PK 0+00 al 14+310)	C.Z05.DI0	14,310.00	10	Flexible with asphalt road surface
Dock	5	Juan Carlos I Dock	Juan Carlos I dock Road (PK 14+310 al 24+210)	C.Z05.DI0	9,900.00	5.7	Rigid - concrete
<b>TOTAL</b>					<b>65,203.00</b>		

Rail access to the Port of Huelva is via a branch of the RFIG line 440 Bif. Los Naranjos, which also connects to the Huelva-Zafra line.

The distances from Huelva to the aforementioned rail hubs are:

- Huelva-Seville: 110.7 km (Source: ADIF 2025 Network Declaration - Bif Los Naranjos - Benacazón - Huelva)
- Huelva Freight - Zafra: 180.8 km (Source: ADIF 2025 Network Declaration)

This branch serves the industrial zone of the outer port: Bulk Terminal (MIJG, Ciudad de Palos and Minerales), Muelle Sur Container Terminal, Decal Liquid Bulk Terminal, Algeposa Terminal, and the associated industrial zone (Nuevo Puerto Industrial Estate, Refinery, etc.). Currently, the total length of the railway network managed by the APH is approximately 34 km, with 22 km of it in the service area of the Port of Huelva.

The RFAPH is composed of a network of Iberian gauge (1.668 mm) tracks with non-electrified infrastructure. Rail traffic is exclusively for freight.

The track switches or turnouts are characterized by type A motorized switches. The railway network is equipped with a CMS subsystem, which was commissioned in 2023, allowing for the dispatch/reception of trains and shunting operations using automatic blocking. Manual switches are only available at the bulk terminal at the Outer Port.

The Zafra-Huelva freight branch extends from the Zafra-Jerez de los Caballeros (Llano de la Granja) line, connecting the Port to the industrial complex belonging to the Cristian Lay group.

## 2.7.2 Map of inner communications and land access

[See General Map of the Port of Huelva.](#)

## 2.7.3 Map of land access

[See General Map of the Port of Huelva.](#)

## 2.8 Brief description of installations for specific traffic types

This section completes section 2.5.2 Special loading and unloading installations of this report and is dedicated to special loading and unloading installations, as a result of which the data on the characteristics of the installations it contains will not be repeated.

From the interior of the Ría del Odiel and listing them in the order in which they are physically located, the Port of Huelva has the following facilities for specific traffic types:

- **FERTIBERIA, S.A. jetty (Phosphoric).** This jetty, built in 1972 by Fosfórico Español, S.A. is currently used for acids.
- **Atlantic Copper, S.L.U. north jetty.** This one-berth jetty was built in 2010 by Atlantic Copper, S.A. It has a draught of 6.50 m and a 14" pipeline for loading sulphuric acid.
- **FERTIBERIA, S.A. jetty (Fertilisers).** Built in 1966 and, like the two jetties above, on the left bank of the River Odiel, this jetty is equipped for loading ammonia and also has a conveyor belt for loading fertilisers.
- **Arenillas Tower Oil Tanker Quay.** Built by the Administration in 1968, it has two independent berths that are intended for the traffic of petroleum and petrochemical products, and mainly for the loading/unloading of refined products from/for the "La Rábida" Refinery, formerly CEPSA and currently MOEVE.
- **Impala, S.L. Quay.** This quay was built in 2015. It has a draught of 13 m and conveyor belts for loading/unloading metal concentrates with a capacity of 1,000 tonnes/hour.
- **Atlantic Copper, S.L.U. jetty TNP 2.** This jetty, which was built in 1975 by A.I.E.S.A, has pipeline installations for transferring sulphuric acid from the Atlantic Copper, S.L.U. factory.
- **Atlantic Copper, S.L.U. jetty TNP 1.** This one-berth jetty, which is located between the Levantino Aragonesas de Tránsitos, S.A. jetty and the Atlantic Copper, S.L.U., TNP 2 jetty, came into service in 1984. It has a draught of 10 m and has a 14" pipeline for transferring sulphuric acid.
- **Levantino Aragonesas de Tránsito, S.A. (formerly Fertinagro Sur, S.L.) jetty.** This one-berth jetty is located between the Atlantic Copper, S.L.U. TNP 1 jetty and the Enagás jetty and came into service in 1981. It has a draught of 9.7 m and is equipped so that it can be expanded in the future. It has an 8" pipeline for transferring phosphoric and sulphuric acids.
- **Enagás, S.A. jetty.** This jetty, built by ENAGÁS between the Levantino Aragonesa de Tránsitos, S.A. (formerly Fertinagro Sur, SLU) jetty and the Reina Sofía jetty for loading and unloading large vessels, came into service in 1988. It has a berth with a 12 m draught, equipped with loading arms and a pipe network that connects it to the rest of the installations in the natural gas terminal. Its unloading capacity for the quay is 4,000 m<sup>3</sup>/h of LNG.
- **Reina Sofía Quay.** This quay is for loading and unloading bulk liquid. It was built in 1976 by UERTSA, now CEPSA, and is made up of an access gangway and four docking platforms. The four outer berths are equipped with the corresponding loading arms for liquid traffic.

- **Decal España, S.A. north jetty.** This jetty was built in 1995 by Catalana de Almacenes Petrolíferos, S.A (now Decal España, S.A.) for unloading petrol and diesel products. This installation is also equipped with a loading/unloading arm for cyclohexane, one for oil and a hose for unloading methanol. It is located to the south of the Reina Sofia quay. It has a draught of 11,50 m (MLWS) and is made up of a gangway and platform, two berthing dolphins and four for mooring, Piled foundation concrete structure.
- **Decal España, S.A. south jetty.** This jetty was built in 2009 by Decal España, S.A. para for loading/unloading vegetable oils. This installation is also equipped with a loading/unloading arm for diesel, one for methyl ester, one for methanol and one for fuel. It is located to the south of the Reina Sofia jetty. It has a draught of 12,50 m (MLWS) and is made up of a gangway and platform and four berthing dolphins. Piled foundation concrete structure.
- **Decal España, S.A. (south jetty 2).** This jetty was built in 2021 to replace the previous pier for mooring bunkering barges and will be used for loading and unloading commercial operations with larger vessels. The facility, jutting out around 100 m from the coastline, has two mooring and loading/unloading platforms, three berthing dolphins, pedestrian gangways, mooring fenders and quick release hooks.
- **1<sup>st</sup> Roll-on/roll-off ramp on the South Quay.** This ramp, which is currently owned by the Port Authority of Huelva, was built in 2011 by Naviera Armas, S.A., for ROPAX and roll-on roll-off vessels. A new regular line from Huelva to the Canary Islands has been started up with this installation. The ramp is 27,51 m wide and 50,40 m long, with the capacity to service two vessels.
- **2<sup>nd</sup> Roll-on/roll-off ramp on the South Quay.** This roll-on/roll-off ramp, located in the southernmost part of the South Quay, was commissioned in October 2025. The new facility complements the existing ramp, allowing for the simultaneous operation of up to three ferry-type vessels and enhancing the loading of roll-on/roll-off cargo on trucks and trailers. It contributes to improving multimodality, decarbonizing freight transport, and strengthening the Port of Huelva as a leading intermodal hub in southwestern Europe. The ramp is approximately 50 meters long and 28 meters wide, with the capacity to accommodate two vessels.
- **Single buoy Terminal.** With a draft of 22 meters per chart, it allows ships with a maximum draft of 16.50 meters and connected to the "La Rábida" refinery, formerly CEPSA and currently MOEVE, by a sea-line there is a single buoy for receiving crude oil, with a maximum performance of 3,800 Tm/h.

# 3 Works or activities authorised for private individuals

## 3.1 Works or activities authorised for private individuals

Reference	Owner	Purpose	Date Awarded	Expiry Date	Total m <sup>2</sup>	Occupancy Rate	Activity Rate	Total Rates
000030	García Rodríguez, Jose y Pedro	Rubber goods factory	1956/02/13	2027/12/16	800.00	2,171.00	434.20	2,605.20
000054	Nueva Rabida, S.L.	Operation of an access from its facilities to a rear roadway	2013/02/17	2028/02/16	300.00	843.96	168.79	1,012.75
000102	Excmo. Ayuntamiento de Huelva	Operating the former Rio Tinto quay	1994/09/29	2039/09/28	2,395.80	196.74	0.00	196.74
000308	Aislamientos Termicos Y Frigoríficos, S.A.	Manufacture & installation of thermal insulation	2015/07/21	2027/07/21	2,319.71	9,745.91	8,043.14	17,789.05
000324	Edistribución Redes Digitales, S.L.U	Hanging aerial lines for "Cristóbal Colón" power station	1961/07/07	2027/12/16	11,836.94	745.78	149.16	894.94
000336	Endesa Generación, S.A. Sociedad Unip	Water & Sewage connections	1962/03/20	2027/12/16	5,369.41	9,200.84	1,840.17	11,041.01
000339	Edistribución Redes Digitales, S.L.U	Fish processing shed	1962/03/28	2027/12/16	24.48	189.84	37.97	227.81
000341	Cruz Roja Española-Asamblea Prov.	For institution's own purposes	2018/11/21	2028/11/20	1,796.66	0.00	0.00	0.00
000395	Edistribución Redes Digitales, S.L.U	Electrical energy supply transformer station	1965/07/01	2027/12/16	54.48	422.50	84.50	507.00
000407	SUMO Servicios y Suministros, S.L.	Mechanical & Electrical Boilermaking workshop	2025/01/01	2027/12/16	2,187.00	5,934.98	1,187.00	7,121.98

### 3.1 Works or activities authorised for private individuals

Reference	Owner	Purpose	Date Awarded	Expiry Date	Total m <sup>2</sup>	Occupancy Rate	Activity Rate	Total Rates
000458	Edistribución Redes Digitales, S.L.U	66 kv power line	1968/02/14	2027/12/16	5,935.00	2,700.98	540.20	3,241.18
000471	Moeve, S.A.	Floating terminal and underwater pipeline and complementary facilities of the La Rábida refinery.	1972/12/27	2026/11/21	204,145.10	135,290.86	183,045.61	318,336.47
000481	Endesa Generación, S.A. Sociedad Unip	Underground water pipeline inlet & outlet	1967/03/14	2027/12/16	724.30	981.26	196.25	1,177.51
000497	Moeve, S.A.	Refinery Port of Huelva liquid fuel transportation pipeline	1968/10/30	2027/12/16	9,741.15	2,768.33	553.67	3,322.00
000515	Artes y Redes del Sur, S.L.	Fishing industry installations	2015/05/08	2027/12/16	810.00	1,859.96	500.00	2,359.96
000527	Edistribución Redes Digitales, S.L.U	New port Rio-Gulf refinery 15 Kv Line Substation	1968/10/30	2027/12/16	5,215.00	10,559.78	2,111.96	12,671.74
000531	Suministros Siderurgicos Huelva, S.A.	Trade, distribution, and processing of steel products and construction materials.	2018/11/16	2033/11/15	2,209.10	24,533.83	1,410.28	25,944.11
000573	Goipe Huelva, S.L.	Installations for industrial supplies	2016/06/03	2032/06/02	4,825.00	28,891.70	4,390.08	33,281.78
000581	Montajes Metalicos Huelva, S.L.	Workshops for metal constructions & boilermaking	2015/05/12	2028/05/13	7,440.00	34,151.44	4,943.15	39,094.59
000607	Punta Naval S.L.	Commercial leisure craft & repairs to marine machinery & engines	2020/07/28	2034/07/27	2,430.00	18,849.03	16,204.55	35,053.58
000676	Electroquímica Onubense, S. L.	Washing and salt collection from the crystallization ponds of the saltworks located in the Odiel marshes or acquired from third parties.	2014/07/31	2027/07/31	77,890.80	14,589.06	4,440.00	19,029.06
000736	Grupo Amasua, S.A.	Warehouse for nets, fishing tackle, offices showroom & sale of fish products	2002/06/14	2032/06/25	2,394.15	5,466.57	4,373.26	9,839.83

### 3.1 Works or activities authorised for private individuals

Reference	Owner	Purpose	Date Awarded	Expiry Date	Total m <sup>2</sup>	Occupancy Rate	Activity Rate	Total Rates
000772	Moeve, S.A.	Quay for bulk liquid traffic & service area. Reina Sofia Peer.	2005/06/28	2035/05/27	101,676.80	188,788.15	858,285.10	1,047,073.25
000813	Moeve Chemicals, S.A.U	Auxiliary storage units & installations for its plant	2004/12/29	2032/03/30	62,677.36	331,460.67	46,777.76	378,238.43
000880	Antonio Machuca S.L.	Marine & Industrial supplies	2018/03/05	2028/03/04	1,750.00	16,694.44	1,469.67	18,164.11
000883	Onubanaval, S.L.	Naval carpentry	1997/06/20	2027/06/30	2,760.00	6,337.65	4,031.78	10,369.43
000905	Ibertrans 2000,S.L.	Safekeeping & maintenance of lorry fleet	2014/02/01	2029/02/01	6,200.00	27,862.95	7,487.30	35,350.25
000926	Mantenimientos Y Montajes S.Coop	Repair of vessels & boilermaking, maintenance & industrial mechanics	2017/03/11	2027/03/10	4,846.20	47,683.41	4,454.25	52,137.66
000931	NEDGIA Andalucía, S.A.	Installation of a natural gas pipeline	2006/04/25	2027/12/16	25,063.93	28,836.88	5,767.40	34,604.28
000932	Gas-Auto S.C.A.	Service station for the supply of electrical charging, fuel and LPG and auxiliary facilities that include telephone and radio stations for taxis, office, mechanical and electronic workshop and vehicle washing station	2017/02/28	2037/02/27	5,557.02	31,839.47	13,508.68	45,348.15
000945	Enagas Transporte S.A.U.	Installation of the Huelva - Seville gas pipe section in the Port of Huelva service area	1988/12/22	2027/12/16	348.00	414.19	82.84	497.03
000968	Servicios Marítimos Aduaneros Huelva S.L.	Storage & distribution of bulk solids in Torre Arenillas	1989/03/09	2034/03/13	15,400.00	43,323.28	25,055.68	68,378.96
000969	Junta de Andalucía	Odjel Salt-Marshes Visitors Centre (Bacuta Island)	2009/06/19	2029/04/26	127,779.00	0.00	0.00	0.00
000970	Pumarca Carrocería y Piedra, S.L.	Paint warehouse.	2025/10/29	2029/04/25	810.00	1,356.03	841.64	2,197.67

### 3.1 Works or activities authorised for private individuals

Reference	Owner	Purpose	Date Awarded	Expiry Date	Total m <sup>2</sup>	Occupancy Rate	Activity Rate	Total Rates
000976	Enagas Transporte S.A.U.	Installation of cathodic protection station Nº 1 on Huelva - Seville Gas pipeline	2006/04/25	2027/12/16	132.00	157.11	31.42	188.53
000980	Expromar S.L.	Installation for preparing, processing & distributing fish & shellfish	2015/07/13	2027/07/13	2,430.00	21,362.18	1,600.00	22,962.18
000997	Edistribución Redes Digitales, S.L.U	Operation of a 15 KV medium voltage underground line	2011/04/19	2026/04/19	39.16	463.83	15.74	479.57
001008	Restauración y Hostelería Joma S.L.	Bar/coffee-restaurant on Av. Francisco Montenegro	2013/06/11	2028/06/10	1,178.00	12,639.15	585.00	13,224.15
001023	Decal España S.A.	Maritime terminal for receiving, storing and distributing hydrocarbons and other liquid bulk cargo related to the food industry and the manufacture of biofuels.	1993/11/11	2043/11/10	238,614.13	427,097.96	1,096,075.66	1,523,173.62
001035	Antonio España E Hijos S.L.	Solid waste recovery, sorting & recycling plant	2000/02/18	2032/08/23	17,781.60	42,496.57	7,850.22	50,346.79
001039	Excmo. Ayuntamiento de Huelva	Pinar marshes sewage treatment plant	1995/07/31	2040/08/02	64,767.00	0.00	0.00	0.00
001045	Bergé Marítima S.L.	Receipt, storage & expedition of bulk solids	1996/07/30	2038/10/01	19,137.24	53,836.88	38,698.62	92,535.50
001048	Consignaciones y Graneles del Suroeste S.A.	Storage of bulk solids & by-products	1996/07/30	2034/08/06	15,722.40	44,154.95	26,177.05	70,332.00
001054	Laboral Team Stros. Industriales, S.L	Storage & marketing of industrial spare parts	1996/11/07	2026/11/13	1,571.01	3,467.85	1,756.22	5,224.07
001061	Puig Mora, María del Rocío	Coffee-Bar on Av. North of the Fishing North Polygon	2018/07/06	2028/07/05	20.15	574.31	1,600.01	2,174.32
001062	Atrian Technical Services, S.A.	Assembly & maintenance services for industrial installations	2017/12/14	2032/12/13	1,527.75	12,627.23	800.00	13,427.23

### 3.1 Works or activities authorised for private individuals

Reference	Owner	Purpose	Date Awarded	Expiry Date	Total m <sup>2</sup>	Occupancy Rate	Activity Rate	Total Rates
001063	Refractarios del Sur, S. L.	Industrial assembly of antacid & refractory coatings.	1997/12/30	2027/12/30	1,584.00	3,496.52	2,000.00	5,496.52
001071	Mantenimiento y Montajes Industriales, S. A.	Cleaning, de-contamination & treatment of industrial installations.	2019/04/29	2031/04/28	1,701.00	14,952.38	1,000.00	15,952.38
001075	TDN Sevilla,S.A.	Logistics centre for the receipt, storage & distribution of goods.	2000/04/07	2030/04/28	4,475.00	9,878.11	5,926.87	15,804.98
001076	Náutica Avante, S.L.	Marketing, sale & repair of marine engines.	2019/10/09	2033/10/08	1,620.00	13,106.04	1,195.60	14,301.64
001086	Dapeit Real State, S.L.	Building & operating a mini industrial estate on Av. F. Montenegro.	2001/04/27	2031/05/15	25,350.00	55,957.59	19,370.98	75,328.57
001090	Ibemetex Spain S.L.	Construction and operation of a tertiary equipment center (Power line).	2002/01/11	2032/01/10	243.50	798.93	263.65	1,062.58
001091	NEDGIA Andalucía, S.A.	Transport of Natural Gas through the Port of Huelva Service Area.	2001/07/12	2031/07/11	478.48	791.35	395.68	1,187.03
001095	Alex Huelva, S.L.	Storage & Sale of Furniture.	2016/07/14	2026/07/13	500.04	10,720.66	4,000.00	14,720.66
001101	Prezero Gestión de Residuos, S.A.	Main Offices & General Management of Selective Urban Waste Collection.	2002/04/07	2032/05/05	9,500.00	20,970.30	16,776.24	37,746.54
001109	Guerra-Librero, S.L.	Marketing & assembly of industrial equipment.	2019/10/11	2032/10/10	497.72	14,846.35	7,915.41	22,761.76
001111	Dimahuelva, S.L.U.	Fishing industry installations.	2002/11/22	2032/12/27	810.00	1,859.96	1,115.97	2,975.93
001137	Fertiberia S.A.	Storage of Ammonia & Fertiliser Manufacturing Plants.	2004/07/01	2027/12/16	204,421.45	354,847.40	72,292.34	427,139.74
001142	Enagas Transporte S.A.U.	Loading & Unloading of Liquefied Natural Gas, Storage.	2004/11/19	2043/02/04	232,913.15	533,717.02	316,965.08	850,682.10

### 3.1 Works or activities authorised for private individuals

Reference	Owner	Purpose	Date Awarded	Expiry Date	Total m <sup>2</sup>	Occupancy Rate	Activity Rate	Total Rates
001144	Bergé Marítima S.L.	Storage of solid bulk goods, in the outer port.	2004/11/19	2034/12/04	25,507.00	71,756.30	69,249.56	141,005.86
001151	Algeposa Huelva, S. L.	Storage, maintenance and processing, mechanical mixing in closed containers of non-polluting solid bulk.	2005/09/30	2040/06/20	89,029.47	190,866.24	95,059.58	285,925.82
001162	Atlantic Copper S.L.U.	Terminal for general bulk traffic (TNP1).	2014/01/31	2033/05/09	60,588.29	397,320.52	118,652.83	515,973.35
001171	Vodafone ONO S.A.U.	Telecommunications Line.	2006/05/05	2036/05/04	148.41	180.39	36.08	216.47
001177	Dosfuentes, S.L.	Execution and maintenance of civil and industrial works and supply of auxiliary materials to industry	2006/09/22	2026/10/03	4,206.54	9,158.12	7,917.29	17,075.41
001183	Gunvor España, S.L.U.	Pipeline rack for transporting oils, hydrocarbons, alcohols	2008/01/10	2028/01/10	5,423.85	16,245.64	141,150.84	157,396.48
001190	Bar Nuevo Puerto C.B.	Bar-Restaurant	2006/12/02	2026/12/01	1,519.59	4,274.91	9,039.86	13,314.77
001195	Lípidos Santaiga Huelva S.L.	Vegetable Oil Refining Plant	2009/07/29	2038/11/10	28,604.36	80,430.84	84,869.83	165,300.67
001197	Real Club Marítimo de Huelva	Building & Operating Nautical-Sports Facilities	2007/06/30	2037/06/30	63,130.42	62,059.16	7,512.65	69,571.81
001209	Alex Huelva, S.L.	Marpol Waste Collection & Transfer Centre	2008/07/01	2028/07/01	2,950.60	6,726.06	2,130.84	8,856.90
001210	Bergé Marítima S.L.	Storage & Distribution of Bulk Solids	2008/06/28	2036/06/27	14,541.70	40,703.66	27,477.12	68,180.78
001212	Distribumar, S.L.	Handling, Packaging & Sale of Fish & Seafood	2008/07/26	2035/07/25	750.00	6,858.31	1,371.66	8,229.97
001222	S.G.S. Española de Control S.A.	Operation of weighbridges for the provision of the commercial service of truck weighing control.	2019/05/08	2029/05/07	1,003.91	10,303.14	7,581.06	17,884.20

### 3.1 Works or activities authorised for private individuals

Reference	Owner	Purpose	Date Awarded	Expiry Date	Total m <sup>2</sup>	Occupancy Rate	Activity Rate	Total Rates
001225	Atlantic Copper S.L.U.	Copper Smelting & Refining Plant, Auxiliary Installation & Traffic Terminal	2009/12/18	2038/07/25	444,275.05	863,048.88	187,805.92	1,050,854.80
001238	Moeve, S.A.	Laying a Fuel Oil Pipeline Through a Tunnel on Street A	2010/03/10	2028/01/10	14.40	2,173.51	204,701.09	206,874.60
001244	Junta de Andalucía	Water Supply Pipe for Watering the Botanical Garden	2011/04/05	2045/11/29	1,275.00	0.00	0.00	0.00
001245	Fertinagro Sur, S.L.	Production of main, secondary and trace nutrients for plant and animal nutrition.	2011/01/13	2046/01/12	0.00	253,238.23	62,079.32	315,317.55
001245	Global Feed, S.L.U.	Production of main, secondary and trace nutrients for plant and animal nutrition.	2025/12/18	2046/01/12	104,414.24	10,100.65	2,778.52	12,879.17
001246	Edistribución Redes Digitales, S.L.U	Operating a 15 Kv Power Line	2010/07/25	2030/07/24	3,059.01	8,307.83	9,393.48	17,701.31
001252	Telefónica Móviles España S.A.	Installing & Operating Mobile Telephone Masts	2012/07/26	2027/07/25	606.83	807.95	11,699.25	12,507.20
001255	Pescados y Mariscos Sánchez de la Campa S.L.	Marketing of Fish & Seafood	2011/05/04	2031/05/03	1,095.00	9,351.49	1,147.18	10,498.67
001274	Grupo Hostelero Bonilla S.L.U.	Operating a Bar/Coffee - Restaurant	2012/06/27	2027/06/26	1,182.39	65,376.71	3,599.97	68,976.68
001275	Levantino Aragonesa de Tránsitos, S.A.	Plant for Preparing Raw Materials & Terminal for Storing & Dispatching Bulk Liquids	2012/07/26	2027/07/25	11,661.21	38,593.16	6,521.76	45,114.92
001281	Mariscos Mendez, S.L.	Handling, Packaging & Sale of Fish & Seafood	2012/06/23	2030/10/26	3,268.00	14,441.27	8,637.39	23,078.66
001284	Seabery Soluciones, S.L.	Computer & Electronic Component Assembly & Production Plant	2012/07/28	2027/07/27	1,000.00	19,647.64	4,260.50	23,908.14

### 3.1 Works or activities authorised for private individuals

Reference	Owner	Purpose	Date Awarded	Expiry Date	Total m <sup>2</sup>	Occupancy Rate	Activity Rate	Total Rates
001289	ESTIHUELVA Centro Portuario de Empleo, S.A.,	Own Premises for that Company'S Services	2013/02/06	2033/02/22	119.05	5,932.68	974.93	6,907.61
001306	Atlantic Copper S.L.U.	Ship docking pontoon and bulk cargo loading/unloading (TNP 2).	2013/07/10	2033/07/09	15,055.14	34,440.56	44,456.53	78,897.09
001309	Impala Terminals Huelva, S.L.U.	Terminal loading/unloading, storage and shipment of minerals, including their preparation and mixing, as well as other solid bulk compatible with scrap metal and any other steel material	2013/10/18	2048/10/17	232,789.23	848,781.49	170,269.25	1,019,050.74
001311	Puerto Colón Huelva, S.L.	Operating a Bar/Coffé - Restaurant	2024/01/01	2033/10/17	900.00	3,566.16	10,805.72	14,371.88
001313	Alquileres Raiseber, S.L.	Refrigeration facilities mainly dedicated to fish products.	2022/04/19	2030/10/16	0.00	49,498.78	5,126.47	54,625.25
001313	Continental Pescamar,S.L.	Refrigeration facilities mainly dedicated to fish products.	2025/10/17	2030/10/16	13,252.50	13,016.98	1,249.32	14,266.30
001317	Excmo. Ayuntamiento de Huelva	Low Voltage Power Line To Supply The Trade Fair Venue	2014/01/04	2049/01/03	40.36	40.86	8.17	49.03
001324	S.G.S. Española de Control S.A.	Chemical Laboratory & Offices	2014/05/15	2029/05/14	817.17	13,358.79	941.55	14,300.34
001325	Yilport Huelva S.L.	Container Terminal on the South Quay.	2014/11/20	2035/11/19	52,108.58	259,507.55	207,196.50	466,704.05
001331	Eurogrúas Huelva, S.L.U	Machinery depot & workshop	2023/01/01	2029/07/21	3,325.00	18,910.74	1,600.00	20,510.74
001332	Club Deportivo Piragüismo Tartessos Huelva	Nautical Activities-Sports Centre	2017/10/26	2027/10/25	942.00	5,746.43	1,042.38	6,788.81
001336	Magtel Comunicaciones Avanzadas	Laying Optic Fibre Cable & Providing Telecommunications Service	2015/01/09	2040/01/08	1,497.98	7,314.00	5,000.00	12,314.00

### 3.1 Works or activities authorised for private individuals

Reference	Owner	Purpose	Date Awarded	Expiry Date	Total m <sup>2</sup>	Occupancy Rate	Activity Rate	Total Rates
001339	Telefónica de España, S.A.U.	Telecommunications lines	2015/01/16	2035/01/15	9,086.75	11,709.20	2,289.53	13,998.73
001340	Fertinagro Sur, S.L.	Storage Centre for Raw Materials & Finished Products	2018/01/29	2028/01/28	17,068.39	170,495.77	7,535.35	178,031.12
001344	Sael Inversiones y Estrategias, S.L.	Auxiliary Industrial Services	2025/11/01	2035/03/10	3,171.00	3,300.48	426.27	3,726.75
001345	Sajun Restauración, S.L.	Bar-Restaurant	2025/12/17	2031/01/12	1,877.00	597.82	54.66	652.48
001347	Atlantic Copper S.L.U.	220/50 Kv Electrical Substation & Laying a Power Line	2015/04/29	2050/04/28	5,952.13	8,060.98	1,612.19	9,673.17
001350	Mariscos Huelva Mar S.L.	Refrigeration Equipment, Preparation, Marketing & Sale of Derived Products	2016/03/08	2031/03/07	333.00	3,952.56	1,458.13	5,410.69
001355	Fepeja de Papelería, S.L	Storage & Sale of Office Material	2015/05/06	2030/05/05	1,620.00	14,248.06	2,045.62	16,293.68
001359	Mariscos Hernández S.L.	Refrigeration facilities, processing, marketing and sale of fishery products.	2015/08/07	2030/08/06	500.00	6,766.31	859.64	7,625.95
001362	Salvición Montaje Industrial, S.L.	Industrial Assembly & Maintenance	2015/10/07	2030/10/06	4,622.30	22,162.61	4,061.36	26,223.97
001365	Mar Barroso, S.L.U.	Refrigeration facilities, processing, marketing and sale of fishery products.	2024/11/10	2036/01/12	4,050.00	28,285.71	5,714.04	33,999.75
001369	Grusol Logística, S.L.	Maintenance center and parking of own fleet of vehicles and rental to stevedoring companies.	2016/05/10	2031/05/09	4,706.00	27,501.99	2,800.00	30,301.99
001381	Saybolt España, S.A	Sample Testing Laboratory & Offices	2016/10/19	2036/10/18	390.00	3,923.15	20,691.34	24,614.49
001384	Lobato Seguridad, S.L.	Academy for training in nautical and fishing matters and other auxiliary services.	2016/10/20	2031/10/19	500.00	7,287.36	1,257.22	8,544.58

### 3.1 Works or activities authorised for private individuals

Reference	Owner	Purpose	Date Awarded	Expiry Date	Total m <sup>2</sup>	Occupancy Rate	Activity Rate	Total Rates
001386	Rectificados Lemar, S.L.	Industrial Maintenance Workshop	2016/07/20	2036/07/19	5,125.00	45,932.14	3,739.27	49,671.41
001388	Cruz Roja Española-Asamblea Prov.	The Institution's own purposes.	2019/06/10	2028/06/09	1,309.00	0.00	0.00	0.00
001390	Áridos Anfersa, S.L.	Rental of machinery for handling goods, affecting port traffic.	2016/10/26	2031/10/25	390.00	4,158.19	1,500.00	5,658.19
001391	Enagas Transporte S.A.U.	Pipelines for transporting Gas	2016/06/11	2036/06/10	10,422.16	67,527.61	1,875.13	69,402.74
001392	Bueno Sanchez, Jose Manuel	Restaurant-Bar	2019/09/17	2029/09/16	156.25	3,034.32	240.00	3,274.32
001397	Grupo Electro Stocks, S.L.U.	Industrial Supplies.	2017/03/08	2027/03/07	1,502.60	44,032.11	2,782.41	46,814.52
001405	Áridos Anfersa, S.L.	Mechanical workshop for machinery used in the handling of goods subject to maritime traffic.	2017/10/10	2027/10/09	1,319.00	10,602.47	800.00	11,402.47
001407	Bergé Marítima S.L.	Offices, machinery repair workshop and container cargo consolidation area.	2018/10/06	2028/10/05	1,565.50	33,367.91	748.70	34,116.61
001409	Bergé Marítima S.L.	Logistics Terminal for Loading, Unloading, Storing & Distributing Bulk Solids	2018/05/08	2048/05/07	39,150.00	140,930.98	30,931.39	171,862.37
001415	Huelva Area Logística Integral, S.L.	Construction and operation of an integrated transport service unit (HALI).	2018/05/29	2053/05/28	64,452.00	7,113.57	0.00	7,113.57
001417	S.G.S. Española de Control S.A.	Laboratory for Preparing Mineral Samples	2018/01/23	2028/01/22	755.48	10,347.03	2,100.00	12,447.03
001425	Ricardo Fuentes e Hijos Cádiz S.A.	Refrigeration Units, Preparation, Marketing & Sale of Fish Derivatives.	2019/05/20	2049/05/19	975.80	2,240.68	3,500.00	5,740.68
001431	Costa Pesca Ricomar, S.L.	Processing and marketing of fish and seafood and other activities related to fishing.	2018/05/24	2043/05/23	2,931.50	19,101.90	9,781.03	28,882.93

### 3.1 Works or activities authorised for private individuals

Reference	Owner	Purpose	Date Awarded	Expiry Date	Total m <sup>2</sup>	Occupancy Rate	Activity Rate	Total Rates
001448	Cinrocar, S.L.	Bar - Restaurant Coffe Shop	2018/10/04	2033/10/03	1,563.20	3,948.29	10,335.91	14,284.20
001449	Masía Caballero, Vicente Ignacio	Sports Center.	2018/12/04	2028/12/03	500.00	8,097.01	707.26	8,804.27
001462	Pescados Y Mariscos Hnos Felipe S.L	Operation of the fish and seafood market (1st and 2nd sale).	2020/09/07	2050/09/06	2,280.92	76,952.31	6,200.00	83,152.31
001463	García Bravo, José Luis	Coffe - Bar - Restaurant on the Levante Quay	2022/07/01	2035/12/09	57.36	3,304.40	725.00	4,029.40
001471	Rutas y entregas, S.L.	Road transportation activities.	2019/07/11	2029/07/10	1,620.00	10,325.29	3,394.04	13,719.33
001476	Grupo Electrocon, S.L.U.	Climate control company.	2019/10/11	2029/10/10	93.75	1,348.63	400.00	1,748.63
001482	Fundación Laboral de la Construcción	Training Academy.	2019/12/12	2044/12/11	3,762.68	28,248.81	1,800.00	30,048.81
001488	Axent Infraestructuras de Telecomunicaciones, S.A.	Laying Optic Fibre Cable & Providing Telecommunications Services.	2019/11/28	2044/11/27	1,090.00	4,721.78	4,000.00	8,721.78
001493	Copeinsur, S.L.	Auxiliary services for construction and building.	2020/03/12	2035/03/11	503.70	4,376.52	2,276.78	6,653.30
001495	Polionuba, S.L	Maritime terminal for loading and unloading petroleum products between the Petroleum dock and the La Rábida refinery and complementary facilities.	2025/03/17	2061/01/18	24,455.67	390,395.39	463,377.76	853,773.15
001499	Garzón del Olmo, José Rafael	Logistic & storage activities.	2020/06/01	2035/05/31	1,620.00	19,285.83	1,571.29	20,857.12
001500	Frigoríficos Portuarios del Sur, S.L.	Manufacture & installation of Refrigerated Installations	2020/10/07	2055/10/06	32,570.40	91,627.05	10,000.00	101,627.05
001501	Áridos Anfersa, S.L.	Building & operating of a industrial unit for bulk storage.	2020/09/30	2045/09/29	9,507.83	26,659.38	6,000.00	32,659.38

### 3.1 Works or activities authorised for private individuals

Reference	Owner	Purpose	Date Awarded	Expiry Date	Total m <sup>2</sup>	Occupancy Rate	Activity Rate	Total Rates
001502	Atlantic Copper S.L.U.	Construction and operation of a plant for receiving, preparing and demonstrating copper electrical and electronic material for recycling.	2021/03/25	2060/05/15	49,398.68	135,001.25	20,910.80	155,912.05
001515	Mariscos Jesumar S.L.	Marketing of fish and seafood, its preparation, cooking, storage, packaging, sale to the public and export. Seafood city.	2022/01/27	2047/01/26	103.81	6,179.41	681.59	6,861.00
001516	Fernández Domínguez, Manuel	Marketing of fish and seafood, its preparation, cooking, storage, packaging, sale to the public and export. Seafood city.	2022/01/27	2047/01/27	103.82	6,179.09	646.40	6,825.49
001517	Pescados Y Mariscos Toni, C.B.	Marketing of fish and seafood, its preparation, cooking, storage, packaging, sale to the public and export. Seafood city.	2022/02/03	2047/02/02	207.50	12,360.66	2,432.68	14,793.34
001518	Vázquez Fernández, Rafael	Marketing of fish and seafood, its preparation, cooking, storage, packaging, sale to the public and export. Seafood city.	2022/02/07	2047/02/06	103.86	6,175.27	500.00	6,675.27
001520	Mariscos Costa de la Luz S.L.	Marketing of fish and seafood, its preparation, cooking, storage, packaging, sale to the public and export. Seafood city.	2022/01/31	2047/01/30	207.98	12,312.01	1,159.85	13,471.86
001521	Pescados y Mariscos Sánchez de la Campa S.L.	Marketing of fish and seafood, its preparation, cooking, storage, packaging, sale to the public and export. Seafood city.	2022/01/28	2047/01/27	203.78	12,083.68	1,858.56	13,942.24
001522	Mariscos Puertohuelva, S.L.	Marketing of fish and seafood, its preparation, cooking, storage, packaging, sale to the public and export. Seafood city.	2022/01/31	2047/01/30	103.99	6,189.88	1,501.88	7,691.76

### 3.1 Works or activities authorised for private individuals

Reference	Owner	Purpose	Date Awarded	Expiry Date	Total m <sup>2</sup>	Occupancy Rate	Activity Rate	Total Rates
001524	Tartessos Mar, S.L.	Marketing of fish and seafood, its preparation, cooking, storage, packaging, sale to the public and export. Seafood city.	2022/02/02	2047/02/01	207.48	12,358.82	1,973.14	14,331.96
001527	Reparaciones y Maquinaria Caravaca, S.L.	Storage & maintenance of machinery	2020/10/16	2040/10/15	3,150.00	8,861.58	1,772.31	10,633.89
001529	R. Gómez Huelva, S.L.	Marketing of fish and seafood, its preparation, cooking, storage, packaging, sale to the public and export. Seafood city.	2024/07/01	2047/01/30	103.83	6,167.70	4,033.34	10,201.04
001530	Mariscos Sandimar, S.L.	Marketing of fish and seafood, its preparation, cooking, storage, packaging, sale to the public and export. Seafood city.	2022/02/01	2047/01/31	112.28	6,526.02	1,117.19	7,643.21
001540	Olano Sur, S.L.	Transport of fish products in the Seafood city.	2024/07/01	2047/01/27	207.64	12,379.59	1,000.00	13,379.59
001545	Termisur Eurocargo, S.A	Transshipment of goods from truck to container or vice versa, for subsequent transport by sea or land.	2021/01/23	2027/02/21	110.08	1,182.25	140.00	1,322.25
001550	Gruas Lozano S.A.	Machinery depot & workshop	2021/02/25	2028/08/24	3,957.33	27,037.71	3,726.72	30,764.43
001551	Alter Enersun, S.A.	Construction and operation of buried power line and media station	2023/03/16	2058/03/15	4,634.90	1,654.15	330.83	1,984.98
001557	Venator P&A Spain, S.L.	Operation of a cooling water collection & discharge system.	2021/01/09	2041/01/08	1,155.60	1,375.40	4,900.00	6,275.40
001560	Tir Sevilla, S.L.	Transportation & Sale of Fish Products. Seafood city.	2022/01/31	2047/01/30	103.84	6,143.82	509.01	6,652.83

### 3.1 Works or activities authorised for private individuals

Reference	Owner	Purpose	Date Awarded	Expiry Date	Total m <sup>2</sup>	Occupancy Rate	Activity Rate	Total Rates
001563	Edistribución Redes Digitales, S.L.U	New low voltage substation grid, to change voltage and increase power	2021/05/20	2071/05/19	441.45	451.98	90.40	542.38
001564	Edistribución Redes Digitales, S.L.U	Implementation of the replacement of the LSMT "ENESA" between CD 73.002 "Surtidor, taxi" and CD 104.534 "Rio Odiel".	2021/03/18	2071/03/17	321.68	330.21	66.04	396.25
001566	Sociedad de Gestión de Puertos y Marinas, S.L.	Construction and operation of an urban marina/nautical sports facility for nautical-sports activities, boatyard service, commercial and complementary activities.	2021/07/28	2056/07/27	110,602.16	56,514.31	8,300.71	64,815.02
001567	Terminal Puerto Tartessos, S.A.	Construction and operation of a terminal with ship berthing facilities and storage and distribution of liquid bulk energy and other compatible products. TPT.	2023/04/27	2073/04/26	102,528.63	86,424.64	0.00	86,424.64
001568	Octogamba, S.L.	Preparation & Marketing of refrigerated and frozen seafood. Seafood city.	2021/03/29	2046/03/28	519.12	30,881.22	5,670.10	36,551.32
001574	Moncobra, S.A.	Industrial Maintenance, Mechanical Manufacturing & Boilermaking.	2021/04/28	2031/04/27	2,109.00	13,045.92	2,293.20	15,339.12
001577	Estudios y Aplicaciones Electrónicas S.A.	Installations for naval electronics & Industrial Security.	2021/02/22	2031/02/21	1,620.00	17,418.38	1,400.00	18,818.38
001578	Monajuana, S.L.	Constructing and operating a watersports-recreational sailing complex with complementary catering and leisure services.	2021/07/21	2046/07/20	945.00	2,396.28	22,012.65	24,408.93
001579	Industrial Almunasty, S.L.	Warehouse and industrial workshop.	2021/11/30	2037/11/29	2,949.30	6,510.29	2,317.46	8,827.75

### 3.1 Works or activities authorised for private individuals

Reference	Owner	Purpose	Date Awarded	Expiry Date	Total m <sup>2</sup>	Occupancy Rate	Activity Rate	Total Rates
001582	Nuevo Astillero de Huelva, S.A.	Constructing, repairing, maintenance and fitting out vessels and other steel and/or composite structure, along with electrification systems for vessels and shore facilities.	2022/07/13	2062/07/12	144,718.60	215,348.53	13,558.24	228,906.77
001604	Hicoluz Huelva, S.L.	Ice Factory.	2025/12/05	2027/07/22	750.00	664.24	55.48	719.72
001604	Hielos Costa de la Luz, S.L.	Ice Factory.	2021/07/23	2027/07/22	0.00	8,315.21	694.52	9,009.73
001616	Mariscos Rubio, S.L.	Preparation & Marketing of Fish & Seafood.	2021/10/12	2046/10/11	534.37	7,065.41	9,994.52	17,059.93
001617	Moeve, S.A.	Construction and operation of a HVO (hydrotreated vegetable oil) production, storage and logistics plant.	2023/10/17	2073/10/16	241,277.86	678,762.87	0.00	678,762.87
001620	Energías Renovables de Prometeo, S.L.	Electric power transmission lines for the evacuation of photovoltaic plants.	2025/11/21	2055/11/20	5,117.76	1,750.63	0.00	1,750.63
001621	Pescados Hermanos Diaz, S.L.	Handling, Packaging, Storage, Marketing, Exportation & Sale of Fish & Seafood. Seafood city.	2021/10/21	2046/10/20	209.20	12,467.32	1,510.86	13,978.18
001628	Intertek Ibérica Spain, S.L.U.	Ship loading and unloading inspection services at the IJG dock.	2021/08/21	2027/08/20	62.19	1,853.47	996.60	2,850.07
001634	ESTIHUELVA Centro Portuario de Empleo, S.A.,	Changing rooms for service workers of the entity (staff rest area).	2021/11/25	2036/11/24	179.31	5,797.19	100.89	5,898.08
001637	NEDGIA Andalucía, S.A.	Gas connection to Cepsa Química, S.A.	2021/08/11	2041/08/10	112.92	210.84	134.40	345.24
001639	Imesapi, S.A.	Maintenance services.	2022/01/04	2028/01/03	1,000.00	11,972.56	800.00	12,772.56

### 3.1 Works or activities authorised for private individuals

Reference	Owner	Purpose	Date Awarded	Expiry Date	Total m <sup>2</sup>	Occupancy Rate	Activity Rate	Total Rates
001640	Idamar S.A.	Storage and sale of chandelery and industrial & Fishery supplies	2022/06/11	2032/06/10	4,050.00	32,074.29	2,240.00	34,314.29
001641	Banco de Alimentos de Huelva	Social Purposes of the entity.	2022/01/13	2037/01/12	1,040.00	12,894.51	651.30	13,545.81
001642	ESTIHUELVA Centro Portuario de Empleo, S.A.,	Own facilities of the entity's service (staff rest area).	2022/01/13	2032/01/12	50.65	5,102.05	39.71	5,141.76
001645	Onurepasaz, S.L.	Ship repairs and maintenance.	2022/01/25	2027/01/24	258.00	3,671.72	874.44	4,546.16
001647	Amor a Mar Puerto, S.L.	Catering and hospitality at the Seafood City outlets.	2022/03/11	2047/03/10	570.34	37,518.23	1,912.79	39,431.02
001649	Sertego Servicios Medioambientales S.L.U.	Treatment plant for used oil and other types of waste, mainly from vessels.	2022/12/23	2047/12/22	29,172.25	129,388.93	40,527.50	169,916.43
001653	Alquiboxes, C.B.	Car DIY centre.	2022/04/24	2032/04/23	433.26	4,359.23	857.02	5,216.25
001657	Naturgy Ciclos Combinados, S.L.	Conduction for the collection and discharge of seawater from the cooling system of the thermal power plant.	2022/10/05	2042/10/04	7,144.64	232,436.38	6,264.05	238,700.43
001671	Masterclima De Huelva, S.L.U.	Distributing, assembly and maintenance of industrial cold facilities.	2022/07/10	2032/07/09	1,000.00	13,133.55	735.89	13,869.44
001683	WPI Huelva, S.L.	Construction and operation of a solid plastic waste recovery plant for chemical recycling, as well as for the production of biofuels.	2023/12/30	2058/12/29	63,055.03	177,386.41	0.00	177,386.41
001695	Mantenimiento y Montajes Industriales, S. A.	Assembly, repair, maintenance and distribution of industrial facilities and similar services.	2022/12/17	2032/12/16	1,617.50	23,660.88	5,017.94	28,678.82

### 3.1 Works or activities authorised for private individuals

Reference	Owner	Purpose	Date Awarded	Expiry Date	Total m <sup>2</sup>	Occupancy Rate	Activity Rate	Total Rates
001696	Loxam Alquiler de Maquinaria, S.L.U.	Rental of machinery for construction, industry and services.	2023/07/11	2033/07/10	4,182.50	36,060.46	15,307.67	51,368.13
001697	Alex Huelva, S.L.	Vehicle washing station, distribution and sale of items related to the activity.	2022/12/28	2034/12/27	2,610.00	16,274.89	1,350.00	17,624.89
001698	Briconuba,S.L.	Naval and industrial supplies warehouse.	2023/02/01	2037/01/31	2,430.00	24,711.92	5,500.00	30,211.92
001711	Ricardo Fuentes e Hijos Cádiz S.A.	Storage of items related to the marketing of fish and seafood.	2023/04/23	2029/04/22	200.00	2,208.84	3,600.00	5,808.84
001722	Air Liquide Ibérica de Gases, S.L.U.	Plant for the manufacturing, storage, marketing and distribution of industrial and medicinal gases (oxygen, nitrogen and argon).	2023/10/17	2063/10/16	23,401.71	93,412.05	30,000.00	123,412.05
001723	Envases Huelva, S.L.	Manufacturing and marketing of packaging for the fishing sector.	2023/07/31	2033/07/30	1,620.00	9,879.05	2,800.00	12,679.05
001735	Seabery Soluciones, S.L.	Assembly and production plant for computer and electronic components.	2024/03/09	2044/03/08	2,596.80	48,788.48	0.00	48,788.48
001737	Insyte Instalaciones, S.A.	Electrical installations and repairs.	2023/10/06	2029/10/05	1,620.00	12,237.26	1,125.00	13,362.26
001738	Serveo Industrial, S.L	Boilermaking and industrial pipe manufacturing workshop.	2023/07/31	2028/07/30	9,268.48	53,475.99	8,271.23	61,747.22
001739	Health and Safety Outsourcing, S.L.	Training and training center in occupational safety and emergency HSO.	2023/12/30	2043/12/29	4,654.21	10,273.70	3,500.00	13,773.70
001740	Sertego Servicios Medioambientales S.L.U.	Provision of the collection service for oily waste from ship bilges.	2023/08/01	2029/07/31	338.21	1,263.53	4,912.75	6,176.28
001747	Alquibalat, S.L.	Storage and rental of prefabricated modules.	2023/11/28	2027/11/27	4,842.18	25,612.85	9,149.35	34,762.20

### 3.1 Works or activities authorised for private individuals

Reference	Owner	Purpose	Date Awarded	Expiry Date	Total m <sup>2</sup>	Occupancy Rate	Activity Rate	Total Rates
001750	García-Munté Energía S.L.	Storage, treatment and marketing of solid fuels.	2023/10/09	2048/10/08	32,948.50	157,989.71	62,899.10	220,888.81
001770	Daga 21, S.L.	Office and warehouse for storage of supplies for the industry.	2023/11/06	2033/11/05	401.00	9,457.43	3,506.63	12,964.06
001775	Ernovum E-Mobility, S.L.	Installation and operation of super-fast charging points for electric vehicles.	2024/03/09	2039/03/08	116.25	364.01	0.00	364.01
001776	Exolum Corporation, S.A.	Exploitation of a 16" pipeline for the transport of bulk liquid hydrocarbons.	2023/11/11	2043/11/10	1,696.20	39,189.10	61,728.50	100,917.60
001777	Exolum Corporation, S.A.	Exploitation of a 14" pipeline for the transport of bulk liquid hydrocarbons.	2023/11/11	2043/11/10	1,696.20	31,732.88	10,900.98	42,633.86
001778	Imesapi, S.A.	Maintenance, conservation and repair services for public buildings and spaces.	2024/03/09	2030/03/08	1,710.00	34,173.00	1,000.00	35,173.00
001781	Atlantic Copper S.L.U.	Construction and operation of facilities for the loading, unloading, reception, storage and dispatch of copper concentrates, as well as copper cathodes and anodes, iron silicate and copper material for recycling.	2025/03/18	2075/03/17	57,715.29	322,712.67	20,109.82	342,822.49
001786	Urbaser, S.A.	Urban services delegation office in Huelva.	2024/01/10	2028/01/09	377.25	4,663.97	6,717.23	11,381.20
001791	Ferronuba Suministros, S.L.	Marketing of hardware and industrial supplies.	2024/04/23	2040/04/22	506.08	9,145.57	3,200.00	12,345.57
001793	Octogamba, S.L.	Storage of auxiliary materials related to the processing and marketing of refrigerated and frozen seafood in the Seafood City.	2024/04/23	2046/03/28	207.48	11,529.28	0.00	11,529.28

### 3.1 Works or activities authorised for private individuals

Reference	Owner	Purpose	Date Awarded	Expiry Date	Total m <sup>2</sup>	Occupancy Rate	Activity Rate	Total Rates
001804	Electroquímica Onubense, S. L.	Construction and operation of effluent discharge from its plant.	2024/07/10	2044/07/09	1,737.30	1,950.57	35,131.54	37,082.11
001807	Acsa Obras e Infraestructuras, S.A.U.	Warehouse and construction office.	2024/07/16	2028/07/15	810.00	6,110.94	3,600.00	9,710.94
001822	García-Munté Energía S.L.	Storage of solid fuels in general, coal and biomass.	2024/06/14	2028/06/13	15,000.00	42,198.00	8,439.60	50,637.60
001836	Amasur, S.L.	Company changing rooms.	2024/10/19	2028/10/18	82.96	2,963.65	19.75	2,983.40
001847	Alex Huelva, S.L.	Vehicle wash station.	2024/12/30	2029/12/29	1,384.21	17,770.38	2,900.00	20,670.38
001849	IRLUC Mantenimientos y Montajes Industriales, S.L.U.	Maintenance, boilermaking and metal and industrial assembly activities.	2025/05/08	2045/05/07	7,286.00	39,029.96	2,038.36	41,068.32
001850	Alex Huelva, S.L.	Storage of machinery and industrial vehicles specific to their activity.	2025/01/21	2030/01/20	2,796.50	10,159.32	1,166.95	11,326.27
001858	Moeve, S.A.	Complementary facilities of the maritime terminal for the loading and unloading of petroleum products between the oil dock and the La Rábida refinery.	2021/01/19	2061/01/18	11,418.27	69,853.60	5,022.47	74,876.07
001863	Sociedad de Gestión de Puertos y Marinas, S.L.	Enabling spaces for use as restaurants and hotels on the Levante dock.	2025/03/18	2028/05/17	566.18	3,461.02	263.34	3,724.36
001867	Pinsur, S.A.	Treatment of metallic surfaces.	2025/05/10	2037/05/09	6,912.00	33,132.64	2,367.62	35,500.26
001870	Baltimar S.A.	Facilities for the fishing industry.	2025/05/02	2040/05/01	1,587.50	8,445.42	5,129.75	13,575.17
001883	Luddyap, S.L.	Car rentals without driver.	2025/08/11	2029/08/10	1,100.00	1,654.62	323.22	1,977.84
001884	Nosinmiapu, S.L.	Kiosk No. 5 run as café-bar.	2025/08/12	2029/08/11	146.50	1,832.84	430.59	2,263.43

### 3.1 Works or activities authorised for private individuals

Reference	Owner	Purpose	Date Awarded	Expiry Date	Total m <sup>2</sup>	Occupancy Rate	Activity Rate	Total Rates
001886	Sociedad Española de Carburos Metálicos, S.A.	Liquid carbon dioxide storage plant.	2025/07/14	2035/07/13	9,957.00	14,800.51	2,342.47	17,142.98
001887	Alex Huelva, S.L.	Office, parking and maintenance workshop for the company's own vehicles and machinery.	2025/09/15	2040/09/14	2,839.00	6,391.14	1,183.56	7,574.70
001891	Hernández Cerpa, Ana Arcadia	Occupation of kiosk (no. 1) for operation of cafe-bar.	2025/07/01	2029/06/30	146.50	2,529.50	252.05	2,781.55
0448-2	Endesa Generación, S.A. Sociedad Unip	Water conduit from the C.H.G. to the thermal power plant.	1966/12/30	2027/12/16	191.14	68.69	13.74	82.43
0489-1	Prebetong Hormigones, S.A.	Manufacturing of concrete and mortar.	2015/07/21	2030/07/20	6,368.86	17,941.08	33,993.64	51,934.72
001225-A	Atlantic Copper S.L.U.	Copper smelting and refining plant, auxiliary facilities and bulk cargo terminal.	2009/12/18	2027/10/20	0.00	0.00	1,542.04	1,542.04
A01184	Dependencia Provincial De Aduana II.EE. de Huelva	Customs office building on the Levante dock.	1990/01/14	2090/01/14	72.00	0.00	0.00	0.00
A01201	Direccion General De La Marina Mercante	Administrative tasks.	2007/07/26	2090/07/26	52.70	0.00	0.00	0.00
A01699	Balearia Eurolíneas Marítimas, S.A.	Occupation of premises for offices and ticket sales in the multifunctional building of the South dock.	2023/04/27	2026/04/26	85.79	10,738.70	5,627.42	16,366.12
A01700	Zalvide S.A.	Office occupancy in the multifunctional building of the South Dock for intermediation activities in foreign traffic operations.	2023/06/06	2026/06/05	12.11	2,208.57	1,200.00	3,408.57
A01707	Ferrovial Construcción S.A.	Administrative tasks.	2023/01/20	2025/11/25	174.60	0.00	0.00	0.00

### 3.1 Works or activities authorised for private individuals

Reference	Owner	Purpose	Date Awarded	Expiry Date	Total m <sup>2</sup>	Occupancy Rate	Activity Rate	Total Rates
A01710	Traslado de Vehículos Luna, S.L	Office occupation belonging to the Multifunctional Building of the South Dock for customs management activities.	2023/06/03	2026/06/02	9.27	1,690.62	1,200.00	2,890.62
A01714	Eman Ingeniería, S.L.	Office for managing an engineering company.	2023/03/04	2026/03/03	20.70	726.56	9.14	735.70
A01715	Moeve Commercial, S.A.U.	Fueling ships at Levante dock.	2023/05/13	2026/05/12	262.98	956.89	200.00	1,156.89
A01716	Bernardino Abad, S.L.	Occupation of premises in the multifunctional building of the South dock for customs management activities.	2023/06/01	2026/05/31	10.29	1,876.65	1,297.92	3,174.57
A01717	Amasur, S.L.	Installation of a marine container for storing tools and equipment for your fleet.	2023/04/07	2026/04/06	28.80	389.97	389.97	779.94
A01718	Moeve, S.A.	General services area, storage, pre-assembly and loading of modules onto pontoon for the execution of the project "Optimization of product dispatch times between La Rábida Refinery and Torrearenillas Dock".	2023/07/14	2026/07/13	430.00	4,664.64	932.93	5,597.57
A01721	Jardines del Odiel, S.L.	Convention center, celebrations and catering.	2024/03/24	2027/03/23	4,306.56	22,808.04	12,915.64	35,723.68
A01724	2007 Alto La Era Construcciones, S.L.	Infrastructure and civil works maintenance services.	2023/07/10	2026/07/09	500.00	3,844.02	1,824.73	5,668.75
A01736	Modesto Navarro, S.L.	Vending machines for solid and liquid food in the multifunctional building on the South pier.	2023/07/26	2026/07/26	4.00	1,037.89	169.64	1,207.53

### 3.1 Works or activities authorised for private individuals

Reference	Owner	Purpose	Date Awarded	Expiry Date	Total m <sup>2</sup>	Occupancy Rate	Activity Rate	Total Rates
A01743	Moeve Commercial, S.A.U.	Management and operation of a service station.	2023/05/13	2026/05/12	11,155.78	39,020.09	4,437.60	43,457.69
A01748	Bobinados Merkalt e Instalaciones, S.L.	Installation and repair of electrical and photovoltaic systems, motor and pump rewinding.	2023/07/07	2026/07/06	1,728.00	19,819.44	11,918.29	31,737.73
A01754	Bergé Marítima S.L.	Storage, reception and dispatch of solid bulk goods.	2023/06/17	2026/06/16	9,289.00	54,467.27	5,967.57	60,434.84
A01757	Fertinagro Sur, S.L.	Storage of packaged fertilizers.	2023/09/20	2026/09/19	5,083.00	37,894.02	2,244.04	40,138.06
A01759	A. Pérez y Cía, S.L.	Ship agency and related activities.	2023/11/24	2026/11/23	12.42	1,259.88	1,493.64	2,753.52
A01760	Serodiel S.L.	Installation of an information booth and ticket sales.	2023/09/13	2026/09/12	1.70	13.13	360.00	373.13
A01767	Geojet, S.L.	Technical and administrative office for a construction company.	2023/10/25	2026/10/24	300.46	9,983.91	3,500.00	13,483.91
A01774	Duty Free and General Provisions, S.L.	Ship provisioning.	2023/12/01	2026/11/30	1,620.00	19,776.36	2,200.00	21,976.36
A01780	Riadehuelva, S.L.	Operation of kiosk no. 4 for hospitality, leisure and catering activities.	2024/01/01	2026/12/31	146.50	5,215.41	500.00	5,715.41
A01797	A Tiempo, S.C.A.	Office for managing a transport company.	2024/06/14	2027/06/13	68.63	2,082.35	11.93	2,094.28
A01811	Logística Romacex, S.L.	Customs management activities in the multifunctional building of the South dock.	2024/05/21	2027/05/20	11.02	1,973.36	1,306.17	3,279.53
A01827	Sociedad de Gestión de Puertos y Marinas, S.L.	Implementation of a cabin for service and accommodation of sailors.	2024/06/06	2027/06/05	14.40	81.53	16.31	97.84

### 3.1 Works or activities authorised for private individuals

Reference	Owner	Purpose	Date Awarded	Expiry Date	Total m <sup>2</sup>	Occupancy Rate	Activity Rate	Total Rates
A01835	TTI Norte, SL.	Development of technologies linked to port activity in the Coworking Zone at the Innovation Exchange.	2024/07/17	2026/07/16	3.00	203.37	8.49	211.86
A01839	Levantino Aragonesa de Tránsitos, S.A.	Liquid bulk loading and unloading pontoon.	2024/08/08	2026/08/07	9,938.52	50,639.51	74,117.76	124,757.27
A01842	Hermes Security Solutions, S.L.	Development of technologies linked to port activity in the Coworking Zone at the Innovation Exchange.	2024/07/12	2027/07/11	3.00	203.37	8.49	211.86
A01848	Balearia Eurolíneas Marítimas, S.A.	Operation of a private maritime terminal for the embarkation and disembarkation of passengers, vehicles and roll-on/roll-off cargo.	2024/12/11	2027/12/10	7,000.00	39,540.31	74,379.97	113,920.28
A01855	Atlantic Copper S.L.U.	Truck waiting area in P.I. Punta del Sebo.	2024/12/12	2026/06/11	6,000.00	13,455.99	2,233.92	15,689.91
A01856	Ership S.A.U.	Installation of two tents for the storage of solid bulk goods and general merchandise.	2025/05/24	2028/05/23	7,200.00	19,907.80	24,402.13	44,309.93
A01859	Dominion Tanks Dimoin, S.A.	Construction of storage tanks and subsequent transport by sea.	2025/02/02	2026/02/01	2,000.00	5,133.12	3,079.87	8,212.99
A01861	García-Munté Energía S.L.	Storage of solid fuels (biomass).	2025/02/15	2028/02/14	14,008.81	75,798.35	6,910.17	82,708.52
A01862	Eonseá, S.L.	Development of technologies linked to port activity in the Coworking Zone at the Innovation Exchange.	2025/02/03	2027/02/02	3.00	184.98	7.72	192.70
A01865	Atlantic Copper S.L.U.	Material storage area for the execution of the Circular Project.	2025/02/22	2026/08/21	28,050.00	44,778.62	8,955.73	53,734.35

### 3.1 Works or activities authorised for private individuals

Reference	Owner	Purpose	Date Awarded	Expiry Date	Total m <sup>2</sup>	Occupancy Rate	Activity Rate	Total Rates
A01866	Air Liquide Ibérica de Gases, S.L.U.	Area for storing construction materials and parking area for subcontractors.	2025/05/01	2026/04/30	7,261.03	9,073.15	1,814.63	10,887.78
A01868	As. Expor.Pescados y Mariscos	Activity specific to the association.	2025/03/12	2028/03/11	96.20	2,423.68	17.86	2,441.54
A01869	Grupo Transonuba, S.L.U.	Occupation of premises in the multifunctional building of the south dock for the purpose of an office to support the management of its logistics activity.	2025/03/22	2028/03/21	20.08	2,706.57	976.03	3,682.60
A01872	Alex Huelva, S.L.	Changing room module for dockworkers.	2025/05/13	2028/05/12	45.00	131.34	26.26	157.60
A01873	Sociedad de Gestión de Puertos y Marinas, S.L.	Vehicle parking for the use of marina users.	2025/04/22	2028/04/21	1,372.23	6,389.48	1,277.90	7,667.38
A01874	Trustport, S.L.	Development of technologies linked to port activity in the Coworking Zone at the Innovation Exchange.	2025/04/09	2028/04/08	3.00	148.76	6.21	154.97
A01875	La Huerta Visual, SL	Development of technologies linked to port activity in the Coworking Zone at the Innovation Exchange.	2025/05/08	2026/05/07	3.00	132.61	5.54	138.15
A01876	Onuba Fun, S.L.	Operation of kiosk no. 2 for family games and leisure.	2025/07/01	2028/06/30	146.50	2,542.62	126.03	2,668.65
A01879	Yilport Huelva S.L.	Temporary container storage area.	2025/04/10	2026/04/09	17,597.67	42,515.95	8,503.19	51,019.14
A01881	Auxiliar Marítima del Sur S.A.	Installation of a shipping container for storing tools and equipment for your fleet.	2025/06/18	2028/06/17	15.00	109.62	107.94	217.56
A01885	Diócesis de Huelva	Information and human and religious care station.	2025/06/04	2028/06/03	13.00	0.00	0.00	0.00

### 3.1 Works or activities authorised for private individuals

Reference	Owner	Purpose	Date Awarded	Expiry Date	Total m <sup>2</sup>	Occupancy Rate	Activity Rate	Total Rates
A01889	Nosinmiapu, S.L.	Auxiliary storage of the restaurant located in kiosk no. 5.	2025/08/12	2028/08/11	14.00	485.08	2.76	487.84
A01890	Vallejo Cruz, Desirée	Bar-cafeteria.	2025/06/06	2028/06/05	146.50	2,707.84	286.30	2,994.14
A01892	T.R. Construya S.L.U.	Area for the installation of booths for the construction works of the office building of the Andalusian Employment Service.	2025/06/12	2026/06/11	37.48	161.66	32.34	194.00
A01893	Water Challenge, S.L.	Tratamiento de sedimentos y depuración de aguas.	2025/07/30	2029/07/29	260.00	504.81	100.96	605.77
A01896	Enagas Transporte S.A.U.	Temporary vehicle parking.	2025/08/27	2026/08/26	602.21	589.47	117.89	707.36
A01899	Balearia Eurolíneas Marítimas, S.A.	Occupation of premises for offices and ticket sales in the multifunctional building of the South dock.	2025/09/26	2028/09/25	2.72	88.02	0.48	88.50
A01900	Moeve, S.A.	Installation of access control and booths for the construction and operation of a production, storage and logistics plant for HVO (Hydrotreated Vegetable Oil).	2024/04/12	2027/04/11	4,500.00	12,659.40	2,531.88	15,191.28
A01902	Servicios Marítimos Aduaneros Huelva S.L.	Temporary storage of biomass and wood logs.	2025/09/10	2028/09/09	7,300.00	6,357.82	1,783.24	8,141.06
A01905	Mold Trans, S.L.	Occupation of premises in the multifunctional building of the South dock for customs management activities.	2025/11/18	2028/11/17	8.56	178.87	144.66	323.53
A01906	Stemdo Astrea, S.L.	Development of technologies linked to port activity in the acceleration zone at the Innovation Exchange.	2025/12/30	2028/12/29	603.34	325.22	8.22	333.44

### 3.1 Works or activities authorised for private individuals

Reference	Owner	Purpose	Date Awarded	Expiry Date	Total m <sup>2</sup>	Occupancy Rate	Activity Rate	Total Rates
A01908	Octogamba, S.L.	Storage of auxiliary materials related to the processing and marketing of refrigerated and frozen seafood in Seafood City.	2025/10/30	2026/04/29	420.63	4,119.18	197.02	4,316.20
A01911	Servicios Marítimos Aduaneros Huelva S.L.	Temporary storage of biomass and logs.	2025/12/11	2026/04/10	5,000.00	809.28	227.84	1,037.12
A01912	Atlantic Copper S.L.U.	Temporary vehicle parking area for the Circular Project.	2025/12/02	2026/08/21	7,190.00	1,100.13	220.03	1,320.16
A01914	Enagas Transporte S.A.U.	Temporary vehicle parking.	2025/11/26	2027/11/25	780.00	216.42	43.28	259.70
CV0001	Direccion General de la Guardia Civil	Official premises of the Civil Guard units (booths on the Levante dock).	2012/07/25	2027/07/25	65.07	0.00	0.00	0.00
CV0002	Jefatura Central de Tráfico	Laying of telecommunications conduits.	2012/04/26	2027/04/26	25.00	0.00	0.00	0.00
CV0003	Direccion General de la Guardia Civil	Official headquarters of the Civil Guard units on Avenida de Hispanoamérica.	2013/03/04	2028/03/04	428.05	0.00	0.00	0.00
CV00011	Consejería de Agricultura, Pesca, Agua y Desarrollo Rural	Bike path to the La Calatilla visitor center.	2022/12/02	2047/12/01	8,228.67	675.77	135.15	810.92
CV00013	Excmo. Ayuntamiento de Huelva	Operation of a collection and recycling center (Clean Point).	2022/03/06	2042/03/05	2,758.23	15,959.75	1,217.71	17,177.46
CV00014	Ayuntamiento de Cartaya	Uses of social, recreational, cultural and sporting interest.	2024/10/07	2054/10/06	605.00	9,251.51	252.01	9,503.52
CV00015	Unidad de Carreteras de Huelva	Provision of road maintenance and operation services.	2023/02/11	2027/02/10	11,081.00	27,409.71	2,446.02	29,855.73

### 3.1 Works or activities authorised for private individuals

Reference	Owner	Purpose	Date Awarded	Expiry Date	Total m <sup>2</sup>	Occupancy Rate	Activity Rate	Total Rates
CV00017	Consejería de Agricultura, Pesca, Agua y Desarrollo Rural.	Tasks specific to fisheries inspection.	2023/06/02	2029/06/01	578.00	0.00	0.00	0.00
CV00018	Dirección General De La Guardia Civil	Official premises of the Civil Guard units (South Dock Multifunctional Building).	2025/08/13	2045/08/12	143.95	0.00	0.00	0.00
CV00019	Ministerio de Hacienda y Admnes. Públicas	Official offices of customs and tax services.	2024/10/04	2044/10/03	9.32	0.00	0.00	0.00
CV00021	Consejería de Econ., Hacienda y F. Europeos - D. G. Patrimonio	Temporary storage of archaeological remains in module 1.3 of the Seafood City.	2024/07/18	2026/07/17	103.83	5,714.73	56.36	5,771.09
CV00022	Consejería de Agricultura, Pesca, Agua y Desarrollo Rural.	Installation of lighting and monitoring control panel (CM1) of the Odiel Bridge (A-497 Road).	2025/04/10	2025/04/09	112.00	0.00	0.00	0.00
CV00022	Consejería de Fomento, Articulación del Territorio y Vivienda	Installation of lighting and monitoring control panel (CM1) of the Odiel Bridge (A-497 Road).	2025/04/10	2045/04/09	112.00	221.50	44.30	265.80
CV00024	Jefatura Central de Tráfico	Traffic offices, motor vehicle circulation and road safety.	2025/09/30	2060/09/29	3,827.77	1,076.43	215.29	1,291.72
CV00025	Consejería de Agricultura, Pesca, Agua y Desarrollo Rural.	Temporary storage of fishing gear and products seized during fisheries inspection activities.	2024/10/23	2026/04/22	80.00	0.00	0.00	0.00

### 3.2 Works or activities authorised for private individuals. Degrees awarded in 2025

Reference	Owner	Purpose	Date Awarded	Expiry Date	Total m <sup>2</sup>	Occupancy Rate	Activity Rate	Total Rates
A01780	Riadehuelva, S.L.	Operation of kiosk no. 4 for hospitality, leisure and catering activities.	2024/01/01	2026/12/31	146.50	5,215.40	500.00	5,715.40
001185	Algeposa Huelva, S. L.	Installation of a cereal reception and transport system.	2024/01/01	2024/07/09	0.00	6,450.90	1,290.18	7,741.08
001311	Puerto Colón Huelva, S.L.	Operation of a bar/café-restaurant.	2024/01/01	2033/10/17	900.00	3,566.16	11,216.32	14,782.48
001554	Atlantic Copper S.L.U.	Office and workshops for a construction and machinery company.	2024/01/01	2025/11/12	1,670.55	18,125.20	1,000.00	19,125.20
001786	Urbaser, S.A.	Urban services delegation office in Huelva.	2024/01/10	2028/01/09	377.25	4,549.28	6,552.06	11,101.34
A01790	Air Liquide Ibérica de Gases, S.L.U.	Auxiliary construction work, stockpiling and hoisting of materials, and establishment of a parking area for subcontractors.	2024/01/22	2025/04/30	7,261.03	12,741.56	2,548.31	15,289.87
A01789	UTE Vodafone España, S.A.U. - Integra Conocimiento & Innovación, S.L.	Training actions for the unemployed in the 5G ICT sector of the Andalusian DGFPE at the Innovation Exchange.	2024/01/24	2025/01/08	0.00	2,108.74	87.98	2,196.72
A01783	Water Challenge, S.L.	Sediment treatment and water purification.	2024/01/30	2025/07/29	29.74	125.20	25.04	150.24
A01782	Dominion Tanks Dimoin, S.A.	Construction of storage tanks and subsequent transport by sea.	2024/02/02	2025/02/01	2,000.00	5,134.47	3,080.68	8,215.15
A01815	Indutech Solutions 2020, S.L.	Development of technologies related to port activity in the coworking area at the Innovation Exchange.	2024/02/10	2024/08/09	0.00	101.12	4.22	105.34
A01771	Asoc. para Promoción Comercial Puerto de Huelva (HUELVAPORT)	HUELVAPORT Offices.	2024/02/28	2024/05/28	0.00	272.63	2.35	274.98
A01798	Sostenibilidad y Desarrollo Circular, S.L.	Development of technologies linked to port activity in the Coworking Zone at the Innovation Exchange.	2024/03/02	2025/12/19	18.17	1,026.43	42.86	1,069.29

### 3.2 Works or activities authorised for private individuals. Degrees awarded in 2025

Reference	Owner	Purpose	Date Awarded	Expiry Date	Total m <sup>2</sup>	Occupancy Rate	Activity Rate	Total Rates
A01801	Elecnor Servicios y Proyectos, S.A.U.	Development of technologies related to port activity in the coworking area at the Innovation Exchange.	2024/03/08	2025/03/07	18.22	1,009.01	42.14	1,051.15
001735	Seabery Soluciones, S.L.	Assembly and production plant for computer and electronic components.	2024/03/09	2044/03/08	2,596.80	39,723.93	0.00	39,723.93
001775	Erانovum E-Mobility, S.L.	Installation and operation of super-fast charging points for electric vehicles.	2024/03/09	2039/03/08	116.25	254.52	0.00	254.52
001778	Imesapi, S.A.	Maintenance, conservation and repair services for public buildings and spaces.	2024/03/09	2030/03/08	1,710.00	27,823.92	1,393.22	29,217.14
A01803	Grupo Render Industrial, Ingeniería y Montajes, S.L.	Area for the location of booths and storage of materials for the works to improve the energy and environmental efficiency of the Santa Eulalia Bridge.	2024/03/16	2024/09/15	0.00	682.14	136.43	818.57
A01796	Grupo Render Industrial, Ingeniería y Montajes, S.L.	Installation of the control panel (CM1) for the energy efficiency project on the Odriel Bridge.	2024/03/19	2025/04/09	112.00	239.17	0.00	239.17
A01721	Jardines del Odriel, S.L.	Convention, celebration and catering center.	2024/03/24	2027/03/23	4,306.56	17,635.71	8,154.21	25,789.92
A01834	Moeve, S.A.	Vehicle waiting and maneuvering area next to the Torre Arenillas dock in the Outer Port.	2024/04/02	2025/10/01	565.00	1,189.92	237.98	1,427.90
A01795	Soulbeach Huelva, S.L.	Operation of kiosk nº3 for hotel and restaurant activities.	2024/04/04	2025/02/12	146.50	3,613.79	371.59	3,985.38
A01900	Moeve, S.A.	Installation of access control and booths for the construction and operation of a production, storage and logistics plant for HVO (Hydrotreated Vegetable Oil).	2024/04/12	2027/04/11	4,500.00	9,131.37	1,826.28	10,957.65
001791	Ferronuba Suministros, S.L.	Marketing of hardware and industrial supplies.	2024/04/23	2040/04/22	506.08	6,321.93	2,212.02	8,533.95

### 3.2 Works or activities authorised for private individuals. Degrees awarded in 2025

Reference	Owner	Purpose	Date Awarded	Expiry Date	Total m <sup>2</sup>	Occupancy Rate	Activity Rate	Total Rates
001793	Octogamba, S.L.	Storage of auxiliary materials related to the production and marketing of refrigerated and frozen seafood in the Seafood City.	2024/04/23	2046/03/28	207.48	7,969.68	0.00	7,969.68
A01810	Sociedad de Gestión de Puertos y Marinas, S.L.	Storage area for materials from the construction of the nautical-sports facilities at "Marina del Odiel".	2024/04/26	2024/10/25	0.00	2,007.33	401.46	2,408.79
A01824	Subproductos y Minerales, S.A	Temporary storage of solid bulk and non-polluting by-products.	2024/05/01	2024/06/30	0.00	656.41	131.28	787.69
A01826	Servicios Marítimos Aduaneros Huelva S.L.	Temporary storage of biomass and wood logs.	2024/05/10	2024/11/09	0.00	10,324.29	2,064.87	12,389.16
001344	Geko Work Industrial, S.L.	Auxiliary services for industry.	2024/05/13	2025/10/31	3,171.00	0.00	0.00	0.00
A01811	Logística Romacex, S.L.	Customs management activities in the multifunctional building of the South Pier.	2024/05/21	2027/05/20	11.02	1,213.14	802.97	2,016.11
A01821	Nexterra Agrotech, S.L.	Development of technologies related to port activity in the coworking area at the Innovation Exchange.	2024/05/23	2025/05/22	3.00	123.89	5.17	129.06
A01832	Magal S3 España, S.L.	Development of technologies related to port activity in the acceleration zone at the Innovation Exchange.	2024/05/28	2025/12/19	36.83	1,487.06	62.10	1,549.16
A01830	Asoc. para Promoción Comercial Puerto de Huelva (HUELVAPORT)	HUELVAPORT offices in the Innovation Exchange.	2024/05/29	2025/12/19	36.83	1,480.23	61.81	1,542.04
A01829	Sociedad de Gestión de Puertos y Marinas, S.L.	Vehicle parking area.	2024/06/06	2024/10/21	0.00	2,164.62	432.93	2,597.55
A01827	Sociedad de Gestión de Puertos y Marinas, S.L.	Implementation of a cabin for service and accommodation of sailors.	2024/06/06	2027/06/05	14.40	46.56	9.31	55.87

### 3.2 Works or activities authorised for private individuals. Degrees awarded in 2025

Reference	Owner	Purpose	Date Awarded	Expiry Date	Total m <sup>2</sup>	Occupancy Rate	Activity Rate	Total Rates
A01828	Sociedad de Gestión de Puertos y Marinas, S.L.	Implementation of a booth and terrace for catering services.	2024/06/07	2025/03/17	200.00	877.52	175.50	1,053.02
A01833	Hermes Security Solutions, S.L.	Development of technologies related to port activity in the coworking area at the Innovation Exchange.	2024/06/11	2024/06/24	0.00	95.50	3.99	99.49
A01814	Moeve, S.A.	Adaptation of existing dock to load materials and auxiliary equipment for the execution of the project to optimize product shipping times between the La Rábida refinery and the Torrearenillas dock.	2024/06/12	2025/09/25	282.00	231.13	46.23	277.36
A01797	A Tiempo, S.C.A.	Office to manage a transport company.	2024/06/14	2027/06/13	45.84	824.83	4.70	829.53
A01831	As. Expor.Pescados Y Mariscos	Celebration of the IX Huelva Shrimp and Seafood Fair in the City of Seafood.	2024/06/14	2024/06/16	0.00	127.85	150.00	277.85
001822	García-Munté Energía S.L.	Storage of solid fuels in general, coal and biomass.	2024/06/14	2028/06/13	15,000.00	23,174.32	4,634.86	27,809.18
A01837	Monajuana, S.L.	"Pink Party" celebration on Francisco Montenegro Avenue.	2024/06/22	2024/06/22	0.00	6.28	200.00	206.28
001365	Congelados Rabade, S.A.	Refrigeration facilities, processing, marketing and sale of fishery products.	2024/07/01	2024/11/09	0.00	14,220.13	1,258.80	15,478.93
001529	R. Gómez Huelva, S.L.	Marketing of fish and seafood, including preparation, cooking, storage, packaging, retail sale, and export. Seafood City.	2024/07/01	2047/01/30	103.83	3,100.70	2,046.48	5,147.18
001540	Olano Sur, S.L.	Transport of fishery products in the Seafood City.	2024/07/01	2047/01/27	207.64	6,223.61	502.73	6,726.34
001804	Electroquímica Onubense, S. L.	Construction and operation of effluent discharge from its plant.	2024/07/10	2044/07/09	1,737.30	932.65	0.00	932.65

### 3.2 Works or activities authorised for private individuals. Degrees awarded in 2025

Reference	Owner	Purpose	Date Awarded	Expiry Date	Total m <sup>2</sup>	Occupancy Rate	Activity Rate	Total Rates
A01842	Hermes Security Solutions, S.L.	Development of technologies related to port activity in the coworking area at the Innovation Exchange.	2024/07/12	2027/07/11	3.00	96.13	4.01	100.14
001807	Acsa Obras e Infraestructuras, S.A.U.	Warehouse and construction office.	2024/07/16	2028/07/15	810.00	2,821.72	1,662.30	4,484.02
A01835	TTI Norte, SL.	Development of technologies related to port activity in the coworking area at the Innovation Exchange.	2024/07/17	2026/07/16	3.00	93.35	3.90	97.25
CV00021	Consejería de Econ., Hacienda y F. Europeos - D. G. Patrimonio	Temporary storage of archaeological remains in module 1.3 of the City of Seafood.	2024/07/18	2026/07/17	103.83	2,607.55	25.71	2,633.26
A01839	Levantino Aragonesa de Tránsitos, S.A.	Liquid bulk loading and unloading dock.	2024/08/08	2026/08/07	9,938.52	20,200.46	25,902.68	46,103.14
CV00019	Ministerio de Hacienda y Admnes. Públicas	Official offices of customs and tax services.	2024/10/04	2044/10/03	9.32	0.00	0.00	0.00
CV00014	Ayuntamiento de Cartaya	Uses of social, recreational, cultural and sporting interest.	2024/10/07	2054/10/06	605.00	4,051.62	59.22	4,110.84
A01817	Portagma S.L.	Development of technologies related to port activity in the acceleration zone at the Innovation Exchange.	2024/10/16	2025/03/06	3.00	42.79	42.79	85.58
001836	Amasur, S.L.	Company changing rooms.	2024/10/19	2028/10/18	82.96	599.20	3.99	603.19
CV00025	Consejería de Agricultura, Pesca, Agua y Desarrollo Rural.	Temporary storage of fishing gear and products seized during fisheries inspection tasks.	2024/10/23	2026/04/22	80.00	0.00	0.00	0.00
A01860	Servicios Marítimos Aduaneros Huelva S.L.	Temporary storage of biomass and wood logs.	2024/11/10	2025/03/09	7,300.00	2,917.73	583.55	3,501.28
001365	Mar Barroso, S.L.U.	Refrigeration facilities, processing, marketing and sale of fishery products.	2024/11/10	2036/01/12	4,050.00	4,018.74	495.89	4,514.63

### 3.2 Works or activities authorised for private individuals. Degrees awarded in 2025

Reference	Owner	Purpose	Date Awarded	Expiry Date	Total m <sup>2</sup>	Occupancy Rate	Activity Rate	Total Rates
A01851	Consignaciones y Graneles del Suroeste S.A.	Solid bulk storage.	2024/12/01	2025/01/31	9,035.13	2,152.86	430.57	2,583.43
A01857	Sociedad de Gestión de Puertos y Marinas, S.L.	Collection of materials for the construction of the nautical and sports facilities at "Marina del Odiel".	2024/12/05	2025/03/17	600.00	296.16	59.23	355.39
A01848	Balearia Eurolíneas Marítimas, S.A.	Operation of a private maritime terminal for the embarkation and disembarkation of passengers, vehicles, and rolling cargo.	2024/12/11	2027/12/10	7,000.00	2,268.70	3,894.27	6,162.97
A01855	Atlantic Copper S.L.U.	Truck waiting area at Punta del Sebo P.I.	2024/12/12	2026/06/11	6,000.00	735.30	122.07	857.37
001847	Alex Huelva, S.L.	Vehicle wash station.	2024/12/30	2029/12/29	1,384.21	97.10	15.85	112.95

# 4 Traffic statistics

## 4.1 Passenger traffic

### 4.1.1 Passengers

#### 4.1.1.1 Passengers, number

		Domestic	Foreign	Total
Shipping lines	Embarked	26,763		26,763
	Disembarked	24,240		24,240
	In Transit			
	<b>Total</b>	<b>51,003</b>		<b>51,003</b>
Cruise	In Transit			2,671
	Starting a cruise			2
	Ending a cruise			5
	<b>Total</b>			<b>2,678</b>
Indoor	In transport regime, shipped			7,284
	Under transport, landed			7,284
	Hikers			12,102
	<b>Total</b>			<b>26,670</b>
Other passengers	<b>Total</b>			<b>0</b>
<b>Total</b>		<b>51,003</b>		<b>80,351</b>

## 4.1.1.2 Regular line passengers. Ports of origin and destination

Port of origin and destination	Domestic		Foreign		Total
	Embarked	Disembarked	Embarked	Disembarked	
La Luz y Las Palmas	9,639	7,864	0	0	17,503
Santa Cruz de Tenerife	17,124	16,376	0	0	33,500
<b>Total</b>	<b>26,763</b>	<b>24,240</b>	<b>0</b>	<b>0</b>	<b>51,003</b>

## 4.1.2 Vehicles by passage type, number

Navigation type	Type of vehicle	Embarked	Disembarked	Total
Domestic	Motorcycles(0004)	588	741	1,329
	Cars(0005 y 0005I)	15,800	13,738	29,538
	Vans(0006)	0	0	0
	Buses(0007 y 0008)	0	25	25
	<b>Total</b>	<b>16,388</b>	<b>14,504</b>	<b>30,892</b>
Foreign	Motorcycles(0004)	0	0	0
	Cars(0005 y 0005I)	0	0	0
	Vans(0006)	0	0	0
	Buses(0007 y 0008)	0	0	0
	<b>Total</b>	<b>0</b>	<b>0</b>	<b>0</b>
<b>Total</b>		<b>16,388</b>	<b>14,504</b>	<b>30,892</b>

## 4.2 Vessels

### 4.2.1 Merchant vessels

#### 4.2.1.1 Distribution by tonnage

		Total	Up to 3,000 G.T.	From 3,001 to 5,000 G.T.	From 5,001 to 10,000 G.T.	From 10,001 to 25,000 G.T.	From 25,001 to 50,000 G.T.	From 50,001 to 100,000 G.T.	More than 100,001 G.T.
Spanish	Number	78	12	2	2	54	0	3	5
	G.T.	1,838,457	23,884	8,132	10,264	932,440	0	276,492	587,245
Foreign	Number	2,139	132	268	738	517	353	94	37
	G.T.	38,311,757	303,698	1,141,131	5,096,279	9,435,205	11,034,665	7,067,605	4,233,174
<b>Total</b>	<b>Number</b>	<b>2,217</b>	<b>144</b>	<b>270</b>	<b>740</b>	<b>571</b>	<b>353</b>	<b>97</b>	<b>42</b>
	<b>G.T.</b>	<b>40,150,214</b>	<b>327,582</b>	<b>1,149,263</b>	<b>5,106,543</b>	<b>10,367,645</b>	<b>11,034,665</b>	<b>7,344,097</b>	<b>4,820,419</b>
<b>% of total</b>	<b>Number</b>	<b>100.00 %</b>	<b>6.50 %</b>	<b>12.18 %</b>	<b>33.38 %</b>	<b>25.76 %</b>	<b>15.92 %</b>	<b>4.38 %</b>	<b>1.89 %</b>
	<b>G.T.</b>	<b>100.00 %</b>	<b>0.82 %</b>	<b>2.86 %</b>	<b>12.72 %</b>	<b>25.82 %</b>	<b>27.48 %</b>	<b>18.29 %</b>	<b>12.01 %</b>

## 4.2.1.2 Distribution by flag

Flags	No. of vessels	G.T.
Germany	12	119,772
Antigua and Barbuda	31	183,102
Saudi Arabia	3	88,516
Algeria	1	112,867
Barbados	36	185,391
Belgium	14	34,389
Belize	1	16,498
Bermudas	16	1,734,381
China	4	197,462
Cyprus	275	5,471,827
Comoros	1	3,171
Croatia	2	94,440
Denmark	49	634,030
USA	1	29,680
Spain	78	1,838,457
Philippines	1	11,773
Finland	11	94,670
France	10	294,088

Flags	No. of vessels	G.T.
Gambia	1	293
Gibraltar	10	58,130
Grand Bahamas	42	1,503,405
Greece	22	1,055,368
Guinea-Bissau	4	32,696
Netherlands	115	763,622
Hong Kong	15	532,777
India	2	101,376
Ireland	5	49,031
Marshall Islands	196	5,699,252
Isle of Man	6	245,561
Cayman Islands	1	19,999
Italy	85	848,786
Japan	3	63,303
Latvia	22	112,234
Liberia	176	5,592,220
Luxemburg	4	43,941
Malta	419	5,251,145

## 4.2.1.2 Distribution by flag

Flags	No. of vessels	G.T.
Morocco	3	560
Montenegro	1	22,456
Norway	18	308,568
Palau	3	24,439
Panama	153	2,371,982
Portugal	217	1,995,635
United Kingdom	5	78,723
Republic of Korea	2	47,474
S.Vicente and Granadina	6	47,958
S.Vicente and Granadinas	1	18,108
Sierra Leone	1	4,380
Singapore	78	1,631,154
Sweden	14	108,391
Togo	1	4,860
Türkiye	31	346,926
Vanuatu	9	20,947
<b>Total</b>	<b>2,217</b>	<b>40,150,214</b>

## 4.2.1.3 Distribution by vessel type

Type of vessels		Spanish		Foreign		Total	
		Number	G.T.	Number	G.T.	Number	G.T.
Tankers	Tankers	13	875,481	1,307	24,514,885	1,320	25,390,366
	<b>Total</b>	<b>13</b>	<b>875,481</b>	<b>1,307</b>	<b>24,514,885</b>	<b>1,320</b>	<b>25,390,366</b>
Bulk-carriers	Bulk-carriers	0	0	211	4,738,219	211	4,738,219
	<b>Total</b>	<b>0</b>	<b>0</b>	<b>211</b>	<b>4,738,219</b>	<b>211</b>	<b>4,738,219</b>
General cargo	General cargo	8	30,356	228	1,606,902	236	1,637,258
	Specialised Transport	0	0	0	0	0	0
	<b>Total</b>	<b>8</b>	<b>30,356</b>	<b>228</b>	<b>1,606,902</b>	<b>236</b>	<b>1,637,258</b>
Ro-ro	RO-RO Cargo	0	0	0	0	0	0
	RO-RO Mixed	1	11,671	0	0	1	11,671
	RO-RO Passage	53	920,769	172	4,568,011	225	5,488,780
	<b>Total</b>	<b>54</b>	<b>932,440</b>	<b>172</b>	<b>4,568,011</b>	<b>226</b>	<b>5,500,451</b>
Passengers	Cruise Passage	3	180	12	68,571	15	68,751
	Fast Passenger	0	0	0	0	0	0
	Passage Other Vessels	0	0	0	0	0	0
	<b>Total</b>	<b>3</b>	<b>180</b>	<b>12</b>	<b>68,571</b>	<b>15</b>	<b>68,751</b>
Containers	Container ships	0	0	188	2,602,668	188	2,602,668
	<b>Total</b>	<b>0</b>	<b>0</b>	<b>188</b>	<b>2,602,668</b>	<b>188</b>	<b>2,602,668</b>

## 4.2.1.3 Distribution by vessel type

Type of vessels		Spanish		Foreign		Total	
		Number	G.T.	Number	G.T.	Number	G.T.
Other merchant ships	Freezer fishing vessels	0	0	7	1,386	7	1,386
	Other vessels	0	0	14	211,115	14	211,115
	Unkown	0	0	0	0	0	0
	<b>Total</b>	<b>0</b>	<b>0</b>	<b>21</b>	<b>212,501</b>	<b>21</b>	<b>212,501</b>
<b>Total</b>		<b>78</b>	<b>1,838,457</b>	<b>2,139</b>	<b>38,311,757</b>	<b>2,217</b>	<b>40,150,214</b>

## 4.2.1.4 Distribution by type of activity

Type of vessels	Type of activity	No incidents		In repair		In supply		Under construction		Being scrapped		Inactive		Total	
		Nº	G.T.	Nº	G.T.	Nº	G.T.	Nº	G.T.	Nº	G.T.	Nº	G.T.	Nº	G.T.
Tankers	Spanish	5	467,635			1	2,113					7	405,733	13	875,481
	Foreign	848	15,286,011			3	185,146					456	9,043,728	1,307	24,514,885
Bulk-carriers	Spanish													0	0
	Foreign	177	4,057,139									34	681,080	211	4,738,219
General cargo	Spanish	5	18,097									3	12,259	8	30,356
	Foreign	185	1,305,272									43	301,630	228	1,606,902

## 4.2.1.4 Distribution by type of activity

Type of vessels	Type of activity	No incidents		In repair		In supply		Under construction		Being scrapped		Inactive		Total	
	Flag	Nº	G.T.	Nº	G.T.	Nº	G.T.	Nº	G.T.	Nº	G.T.	Nº	G.T.	Nº	G.T.
Ro-ro	Spanish	53	915,067									1	17,373	54	932,440
	Foreign	159	4,195,457	13	372,554									172	4,568,011
Pass only	Spanish													0	0
	Foreign													0	0
Cruise	Spanish	3	180											3	180
	Foreign	12	68,571											12	68,571
Containers	Spanish													0	0
	Foreign	176	2,300,482									12	302,186	188	2,602,668
Other merchant ships	Spanish													0	0
	Foreign	10	169,124	1	200	3	830					7	42,347	21	212,501
<b>Total</b>		<b>1,633</b>	<b>28,783,035</b>	<b>14</b>	<b>372,754</b>	<b>7</b>	<b>188,089</b>	<b>0</b>	<b>0</b>	<b>0</b>	<b>0</b>	<b>563</b>	<b>10,806,336</b>	<b>2,217</b>	<b>40,150,214</b>

#### 4.2.2 War vessels

Type of vessels	Spanish	Foreign	Total
Number	1	0	1
G.T.	4,286	0	4,286

#### 4.2.3 Fresh fishing boats

Port based	Total
Number	8
G.T.	179

#### 4.2.4 Recreational craft (no data)

Con base en el puerto	Total
Number	0
Average length	0
Average beam	0

#### 4.2.5 Vessels entered for scrapping

		Up to 3,000 G.T.	From 3,001 to 5,000 G.T.	From 5,001 to 10,000 G.T.	From 10,001 to 25,000 G.T.	From 25,001 to 50,000 G.T.	From 50.001 to 100.000 G.T.	Over 100.001 G.T.	TOTAL
Spanish	Number	0	0	0	0	0	0	0	0
	G.T.	0	0	0	0	0	0	0	0
Foreign	Number	0	0	0	0	0	0	0	0
	G.T.	0	0	0	0	0	0	0	0
<b>Total</b>	<b>Number</b>	<b>0</b>	<b>0</b>	<b>0</b>	<b>0</b>	<b>0</b>	<b>0</b>	<b>0</b>	<b>0</b>
	<b>G.T.</b>	<b>0</b>	<b>0</b>	<b>0</b>	<b>0</b>	<b>0</b>	<b>0</b>	<b>0</b>	<b>0</b>

#### 4.2.6 Other vessels

Type	Number	G.T.
Vessel or floating artifact	3	9,944
Supply vessels	1	2,036
Dredgers	7	41,677
Other vessels and craft	55	17,940
Tugboats/pushers	36	17,444
<b>TOTAL</b>	<b>102</b>	<b>89,041</b>

## 4.3 Freight

### 4.3.1 Moved through service quays and berths

Goods		Domestic			Foreign			Total		
		Loaded	Unloaded	Total	Loaded	Unloaded	Total	Loaded	Unloaded	Total
a) Liquid bulks	Other general cargo					1,225	<b>1,225</b>		1,225	<b>1,225</b>
	Urea	10,709		<b>10,709</b>	5,496		<b>5,496</b>	16,205		<b>16,205</b>
	Fruit juices or other fruits					18,672	<b>18,672</b>		18,672	<b>18,672</b>
		<b>10,709</b>		<b>10,709</b>	<b>5,496</b>	<b>19,897</b>	<b>25,393</b>	<b>16,205</b>	<b>19,897</b>	<b>36,102</b>
b) Dry bulks by special installation	Hydraulic cements, bulk	252,485		<b>252,485</b>	10,004		<b>10,004</b>	262,489		<b>262,489</b>
		<b>252,485</b>		<b>252,485</b>	<b>10,004</b>		<b>10,004</b>	<b>262,489</b>		<b>262,489</b>
c) Dry bulks without special installation	Uncalcined petroleum coke				44,472		<b>141,582</b>	44,472	141,582	<b>186,055</b>
	Other liquid bulk cargo	22,137		<b>22,137</b>	14,998		<b>148,500</b>	37,135	148,500	<b>185,635</b>
	General merchandise						<b>24,942</b>		24,942	<b>24,942</b>
	Remaining solid bulk materials		5,384	<b>5,384</b>	216,895		<b>134,333</b>	216,895	139,717	<b>356,612</b>
	Barley	1,200		<b>1,200</b>			<b>61,837</b>	1,200	61,837	<b>63,037</b>
	Plant matter, waste, residues						<b>34,349</b>		34,349	<b>34,349</b>
	Corn	200		<b>200</b>			<b>272,264</b>	200	272,264	<b>272,464</b>
	Sulfates, alums, peroxosulfates	16,712		<b>16,712</b>	59,592		<b>59,592</b>	76,304		<b>76,304</b>

## 4.3.1 Moved through service quays and berths

Goods	Domestic			Foreign			Total		
	Loaded	Unloaded	Total	Loaded	Unloaded	Total	Loaded	Unloaded	Total
Ammonium sulfate				26,999	63,018	<b>90,017</b>	26,999	63,018	<b>90,017</b>
Cakes and other solid waste from extraction	7,617		<b>7,617</b>		214,794	<b>214,794</b>	7,617	214,794	<b>222,411</b>
Potassium chloride					39,489	<b>39,489</b>		39,489	<b>39,489</b>
Firewood, sawdust, waste and refuse				35,254		<b>35,254</b>	35,254		<b>35,254</b>
The rest of the slag and ashes	99,485		<b>99,485</b>	295,114		<b>295,114</b>	394,599		<b>394,599</b>
Wheat and meslin or tranquillón				17,869	110,041	<b>127,911</b>	17,869	110,041	<b>127,911</b>
Copper ores and their concentrates				5,211	947,539	<b>952,749</b>	5,211	947,539	<b>952,749</b>
Titanium minerals and their concentrates					50,766	<b>50,766</b>		50,766	<b>50,766</b>
Mineral or chemical fertilizers	3,225		<b>3,225</b>	9,203		<b>9,203</b>	12,428		<b>12,428</b>
Particleboard and similar				4,754		<b>4,754</b>	4,754		<b>4,754</b>
Carbonates, peroxocarbonates					84,436	<b>84,436</b>		84,436	<b>84,436</b>
Granulated slag (slag sand)				4,500		<b>4,500</b>	4,500		<b>4,500</b>
Urea	17,506		<b>17,506</b>	57,113	4,631	<b>61,743</b>	74,618	4,631	<b>79,249</b>

### 4.3.1 Moved through service quays and berths

Goods	Domestic			Foreign			Total		
	Loaded	Unloaded	Total	Loaded	Unloaded	Total	Loaded	Unloaded	Total
		2,957	<b>2,957</b>	68,809	76,307	<b>145,116</b>	68,809	79,264	<b>148,073</b>
	<b>168,082</b>	<b>8,341</b>	<b>176,423</b>	<b>860,783</b>	<b>2,408.829</b>	<b>3,269.612</b>	<b>1,028.865</b>	<b>2,417.170</b>	<b>3,446.034</b>
d) General merchandise				115,291		<b>115,291</b>	115,291		<b>115,291</b>
				10,624	113	<b>10,737</b>	10,624	113	<b>10,737</b>
	407	195	<b>602</b>	1,616	45,105	<b>46,721</b>	2,023	45,300	<b>47,323</b>
				6,892		<b>6,892</b>	6,892		<b>6,892</b>
	5,603		<b>5,603</b>		58,024	<b>58,024</b>	5,603	58,024	<b>63,627</b>
					16	<b>16</b>		16	<b>16</b>
				1,423		<b>1,423</b>	1,423		<b>1,423</b>
		64	<b>64</b>					64	<b>64</b>
					40	<b>40</b>		40	<b>40</b>
					16	<b>16</b>		16	<b>16</b>
	2		<b>2</b>	4		<b>4</b>	6		<b>6</b>
	11		<b>11</b>	68	10,270	<b>10,337</b>	78	10,270	<b>10,348</b>

### 4.3.1 Moved through service quays and berths

Goods	Domestic			Foreign			Total		
	Loaded	Unloaded	Total	Loaded	Unloaded	Total	Loaded	Unloaded	Total
Fresh melons, watermelons and papayas.					15	15		15	15
Crustaceans, even peeled ones, alive					1,785	1,785		1,785	1,785
Fruit juices or other fruits					27,880	27,880		27,880	27,880
	<b>6,022</b>	<b>259</b>	<b>6,281</b>	<b>135,917</b>	<b>143,263</b>	<b>279,180</b>	<b>141,939</b>	<b>143,522</b>	<b>285,461</b>
<b>Total</b>	<b>437,298</b>	<b>8,600</b>	<b>445,898</b>	<b>1,012,200</b>	<b>2,571,989</b>	<b>3,584,189</b>	<b>1,449,498</b>	<b>2,580,589</b>	<b>4,030,087</b>

## 4.3.2 Moved through private quays and berths

Goods	Domestic			Foreign			Total		
	Loaded	Unloaded	Total	Loaded	Unloaded	Total	Loaded	Unloaded	Total
a) Liquid bulk									
Calcined petroleum coke, bitumen	11,514		<b>11,514</b>	16,589		<b>16,589</b>	28,103		<b>28,103</b>
Uncalcined petroleum coke	57,180	46,480	<b>103,661</b>	69,866	23,732	<b>93,598</b>	127,047	70,212	<b>197,259</b>
Other liquid bulk cargo	340,672	1,700	<b>342,373</b>	284,483	813,474	<b>1,097,957</b>	625,155	815,174	<b>1,440,329</b>
General merchandise					13,944	<b>13,944</b>		13,944	<b>13,944</b>
Undenatured ethyl alcohol	46,565		<b>46,565</b>	137,530	184,260	<b>321,790</b>	184,095	184,260	<b>368,355</b>
Acyclic alcohols and their derivatives		4,397	<b>4,397</b>		44,821	<b>44,821</b>		49,218	<b>49,218</b>
Butane and propane	34,024	9,207	<b>43,230</b>	133,851	1,868	<b>135,718</b>	167,874	11,074	<b>178,949</b>
Palm oil and its fractions, bulk	3,501		<b>3,501</b>		23,310	<b>23,310</b>	3,501	23,310	<b>26,812</b>
Sulfuric acid, oleum	75,393		<b>75,393</b>	610,418	145	<b>610,563</b>	685,811	145	<b>685,956</b>
Crude petroleum oils		110,690	<b>110,690</b>		8,286,900	<b>8,286,900</b>		8,397,590	<b>8,397,590</b>
Soybean oil and its fractions in bulk		8,983	<b>8,983</b>					8,983	<b>8,983</b>
Oils and other distillation products	695,015	48,869	<b>743,883</b>	55,891	150,942	<b>206,833</b>	750,905	199,810	<b>950,716</b>
Fuel	88,295	327,818	<b>416,113</b>	47,990	285,121	<b>333,110</b>	136,285	612,938	<b>749,223</b>
Ketones and quinones	35,233		<b>35,233</b>	150,570		<b>150,570</b>	185,803		<b>185,803</b>
Diphosphorus pentoxide, phosphoric acid					211,886	<b>211,886</b>		211,886	<b>211,886</b>
Phenols, phenol-alcohols	72,052		<b>72,052</b>	213,684		<b>213,684</b>	285,737		<b>285,737</b>
Gasoline and refined petroleum	789,692	87,896	<b>877,588</b>	1,570,032	269,453	<b>1,839,485</b>	2,359,724	357,349	<b>2,717,073</b>
Gas natural	66,139		<b>66,139</b>	148,991	2,738,412	<b>2,887,403</b>	215,130	2,738,412	<b>2,953,542</b>

## 4.3.2 Moved through private quays and berths

Goods	Domestic			Foreign			Total		
	Loaded	Unloaded	Total	Loaded	Unloaded	Total	Loaded	Unloaded	Total
Petroleum gas and other hydrocarbons		142,390	<b>142,390</b>		17,033	<b>17,033</b>		159,424	<b>159,424</b>
Diesel fuel	1,329,257	9,156	<b>1,338,412</b>	419,760	68,856	<b>488,616</b>	1,749,017	78,012	<b>1,827,029</b>
Other vegetable fats and oils	7,307		<b>7,307</b>	5,568	58,536	<b>64,104</b>	12,875	58,536	<b>71,411</b>
Biodiesel and its mixtures	164,466	28,723	<b>193,189</b>	264,215	239,575	<b>503,791</b>	428,682	268,298	<b>696,980</b>
Mineral or nitrogenous chemical fertilizers					14,236	<b>14,236</b>		14,236	<b>14,236</b>
Anhydrous ammonia or ammonia in aqueous solution	82,088		<b>82,088</b>	17,862		<b>17,862</b>	99,949		<b>99,949</b>
Naphthas					21,264	<b>21,264</b>		21,264	<b>21,264</b>
Sodium hydroxide (caustic soda)					8,604	<b>8,604</b>		8,604	<b>8,604</b>
Cyclic hydrocarbons	10,659	51,919	<b>62,578</b>	21,638	23,775	<b>45,413</b>	32,297	75,694	<b>107,991</b>
Urea					20,244	<b>20,244</b>		20,244	<b>20,244</b>
Ethers, ether-alcohols, ether-phenols		1,005	<b>1,005</b>		53,078	<b>53,078</b>		54,084	<b>54,084</b>
	<b>3,909,052</b>	<b>879,232</b>	<b>4,788,285</b>	<b>4,168,937</b>	<b>13,573,471</b>	<b>17,742,408</b>	<b>8,077,990</b>	<b>14,452,703</b>	<b>22,530,693</b>

## 4.3.2 Moved through private quays and berths

Goods	Domestic			Foreign			Total		
	Loaded	Unloaded	Total	Loaded	Unloaded	Total	Loaded	Unloaded	Total
b) Dry bulks by special installation	Remaining solid bulk materials			44,170		<b>44,170</b>	44,170		<b>44,170</b>
	Plant matter, waste, residues				3,672	<b>3,672</b>		3,672	<b>3,672</b>
	Corn				213,166	<b>213,166</b>		213,166	<b>213,166</b>
	Cakes and other solid waste from extraction				232,450	<b>232,450</b>		232,450	<b>232,450</b>
	Wheat and meslin or tranquillón				60,897	<b>60,897</b>		60,897	<b>60,897</b>
	Copper ores and their concentrates			733,031	90,815	<b>823,846</b>	733,031	90,815	<b>823,846</b>
	Zinc minerals and their concentrates	42,910		<b>42,910</b>	170,835	<b>170,835</b>	213,745		<b>213,745</b>
	<b>42,910</b>		<b>42,910</b>	<b>948,036</b>	<b>601,000</b>	<b>1,549,037</b>	<b>990,946</b>	<b>601,000</b>	<b>1,591,947</b>
c) Dry bulks without special installation	Plant matter, waste, residues				3,541	<b>3,541</b>		3,541	<b>3,541</b>
	Corn				59,523	<b>59,523</b>		59,523	<b>59,523</b>
	Cakes and other solid waste from extraction				52,869	<b>52,869</b>		52,869	<b>52,869</b>
	Wheat and meslin or tranquillón				14,571	<b>14,571</b>		14,571	<b>14,571</b>
	Urea				7,980	<b>7,980</b>		7,980	<b>7,980</b>
						<b>138,482</b>	<b>138,482</b>		<b>138,482</b>

## 4.3.2 Moved through private quays and berths

Goods	Domestic			Foreign			Total		
	Loaded	Unloaded	Total	Loaded	Unloaded	Total	Loaded	Unloaded	Total
d) General merchandise									
Empty containers and tanks	7,923	88,524	<b>96,448</b>	29,328	25,610	<b>54,938</b>	37,252	114,135	<b>151,386</b>
Uncalcined petroleum coke	68	5,880	<b>5,948</b>				68	5,880	<b>5,948</b>
Refined copper and copper alloys	1		<b>1</b>				1		<b>1</b>
Passenger cars and other vehicles	11,749	6,724	<b>18,473</b>	10	2,153	<b>2,163</b>	11,759	8,877	<b>20,636</b>
Trailers, semi-trailers and platforms	530	49,132	<b>49,662</b>				530	49,132	<b>49,662</b>
Other liquid bulk cargo	77,606	4,104	<b>81,709</b>	18,738	779	<b>19,517</b>	96,343	4,883	<b>101,226</b>
General merchandise	268,556	56,413	<b>324,969</b>	89,800	91,643	<b>181,443</b>	358,356	148,055	<b>506,412</b>
Remaining solid bulk materials	43,792	20,740	<b>64,532</b>	13,203	15,443	<b>28,646</b>	56,995	36,183	<b>93,178</b>
Undenatured ethyl alcohol	0		<b>0</b>				0		<b>0</b>
Acyclic alcohols and their derivatives	5	0	<b>5</b>	70	70	<b>141</b>	76	70	<b>146</b>
Apricots	2,092	0	<b>2,092</b>				2,092	0	<b>2,092</b>
Butane and propane	0		<b>0</b>				0		<b>0</b>
Palm oil and its fractions, bulk	42		<b>42</b>				42		<b>42</b>
Sulfuric acid, oleum	2		<b>2</b>				2		<b>2</b>
Sunflower, safflower or cotton oils	321		<b>321</b>				321		<b>321</b>
Oils and other distillation products	116		<b>116</b>	300	83	<b>383</b>	416	83	<b>499</b>
Fuel	352	41	<b>393</b>	291	349	<b>640</b>	643	390	<b>1,034</b>
Flat rolled iron products	73		<b>73</b>		475	<b>475</b>	73	475	<b>548</b>
Unspecified food preparations	10,397	74	<b>10,472</b>	114	96	<b>210</b>	10,511	170	<b>10,682</b>
Ketones and quinones				7	7	<b>13</b>	7	7	<b>13</b>
Hydraulic cements, in bulk	17,267		<b>17,267</b>				17,267		<b>17,267</b>

## 4.3.2 Moved through private quays and berths

Goods	Domestic			Foreign			Total		
	Loaded	Unloaded	Total	Loaded	Unloaded	Total	Loaded	Unloaded	Total
Barley	320		<b>320</b>				320		<b>320</b>
Malt beer, packaged	30,682	510	<b>31,192</b>	2,494	218	<b>2,712</b>	33,175	728	<b>33,903</b>
Hydraulic cements, packaged	2,048	0	<b>2,048</b>				2,048	0	<b>2,048</b>
Onions, shallots, garlic, leeks	6,692		<b>6,692</b>				6,692		<b>6,692</b>
Plant matter, waste, residues	4,453		<b>4,453</b>	21	21	<b>42</b>	4,474	21	<b>4,495</b>
Corn	886		<b>886</b>	22	20	<b>43</b>	908	20	<b>928</b>
Fresh apples	2,654		<b>2,654</b>				2,654		<b>2,654</b>
Iron or non-alloy steel profiles	1,814	196	<b>2,010</b>				1,814	196	<b>2,010</b>
Diphosphorus pentoxide, phosphoric acid				222	222	<b>445</b>	222	222	<b>445</b>
Sulfates, alums, peroxosulfates	25		<b>25</b>				25		<b>25</b>
Cakes and other solid waste from extraction	1,936		<b>1,936</b>				1,936		<b>1,936</b>
Prepared or preserved tomatoes	191	8	<b>199</b>	222		<b>222</b>	413	8	<b>421</b>
Fresh or chilled tomatoes	4,916	17,192	<b>22,108</b>				4,916	17,192	<b>22,108</b>
Firewood, sawdust, waste and refuse	74		<b>74</b>	126		<b>126</b>	200		<b>200</b>
Gasoline and refined petroleum	13		<b>13</b>				13		<b>13</b>
Gas natural	212		<b>212</b>				212		<b>212</b>
Petroleum gas and other hydrocarbons	4,624		<b>4,624</b>				4,624		<b>4,624</b>
Diesel fuel	22		<b>22</b>				22		<b>22</b>

## 4.3.2 Moved through private quays and berths

Goods	Domestic			Foreign			Total		
	Loaded	Unloaded	Total	Loaded	Unloaded	Total	Loaded	Unloaded	Total
The rest of the slag and ashes	1,055	303	<b>1,358</b>	948		<b>948</b>	2,004	303	<b>2,307</b>
Other vegetable fats and oils	0		<b>0</b>				0		<b>0</b>
Other prepared or preserved vegetables	1,087	71	<b>1,158</b>	465	160	<b>625</b>	1,552	231	<b>1,783</b>
Other vegetables, including wild ones	10,669	34	<b>10,703</b>				10,669	34	<b>10,703</b>
Biodiesel and its mixtures	35		<b>35</b>				35		<b>35</b>
Wheat and meslin or tranquillón	90	13	<b>103</b>	168	168	<b>336</b>	258	181	<b>439</b>
Mineral or chemical fertilizers	993	249	<b>1,242</b>	266	302	<b>568</b>	1,259	551	<b>1,810</b>
Mineral or nitrogenous chemical fertilizers	196	169	<b>366</b>	418	295	<b>712</b>	614	464	<b>1,078</b>
Waste and scrap (scrap metal)	179	10,453	<b>10,632</b>	297	379	<b>676</b>	477	10,831	<b>11,308</b>
Container and tanker weights	85,166	20,589	<b>105,754</b>	35,902	22,091	<b>57,993</b>	121,067	42,680	<b>163,747</b>
Vehicle tare weights	3,914	3,616	<b>7,530</b>				3,914	3,616	<b>7,530</b>
Trailer and semi-trailer tare weights	110,993	42,694	<b>153,687</b>				110,993	42,694	<b>153,687</b>
Fresh melons, watermelons and papayas.	5,724	4,340	<b>10,064</b>				5,724	4,340	<b>10,064</b>
Bituminous mixtures based on asphalt	104		<b>104</b>	37		<b>37</b>	140		<b>140</b>
Carbonates, peroxocarbonates	15,851	168	<b>16,019</b>	867		<b>867</b>	16,718	168	<b>16,886</b>

### 4.3.2 Moved through private quays and berths

Goods	Domestic			Foreign			Total		
	Loaded	Unloaded	Total	Loaded	Unloaded	Total	Loaded	Unloaded	Total
Soda-based chemical wood pulp				425	213	<b>638</b>	425	213	<b>638</b>
Passage	5,177	36	<b>5,213</b>	21	21	<b>42</b>	5,198	57	<b>5,255</b>
Sodium hydroxide (caustic soda)	19		<b>19</b>				19		<b>19</b>
Cyclic hydrocarbons	0		<b>0</b>	34	34	<b>67</b>	34	34	<b>67</b>
Nitrites, nitrates, except strontium nitrites	2		<b>2</b>	6	6	<b>12</b>	8	6	<b>14</b>
Crustaceans, even peeled ones, alive	238	2	<b>240</b>				238	2	<b>240</b>
Urea	34		<b>34</b>				34		<b>34</b>
Fruits or other fruits and other parts	1,274	49	<b>1,323</b>	964	695	<b>1,659</b>	2,238	744	<b>2,982</b>
Coal, briquettes, ovoids, fuel	0		<b>0</b>				0		<b>0</b>
Bird eggs without shells (shells)	1,424	0	<b>1,425</b>				1,424	0	<b>1,425</b>
Fruit juices or other fruits	10,840	578	<b>11,418</b>	34,208	113	<b>34,321</b>	45,048	691	<b>45,739</b>
Salt (including table salt and skimmed salt)	1,383	425	<b>1,808</b>	37	37	<b>74</b>	1,420	462	<b>1,882</b>
Fresh or dried citrus fruits	11,335	23	<b>11,358</b>	24		<b>24</b>	11,360	23	<b>11,383</b>
Bananas, including plantains	11	51,419	<b>51,430</b>	25	25	<b>50</b>	36	51,444	<b>51,480</b>
Empty vehicles and cars	6,127	3,662	<b>9,789</b>		13	<b>13</b>	6,127	3,675	<b>9,801</b>
<b>Total</b>	<b>776,375</b>	<b>388,430</b>	<b>1,164,805</b>	<b>230,080</b>	<b>161,740</b>	<b>391,821</b>	<b>1,006,456</b>	<b>550,170</b>	<b>1,556,626</b>
	<b>4,728,338</b>	<b>1,267,662</b>	<b>5,996,000</b>	<b>5,347,054</b>	<b>14,474,693</b>	<b>19,821,748</b>	<b>10,075,392</b>	<b>15,742,356</b>	<b>25,817,748</b>

## 4.3.3 Loaded and unloaded in the year

Goods	Domestic			Foreign			Total		
	Loaded	Unloaded	Total	Loaded	Unloaded	Total	Loaded	Unloaded	Total
a) Liquid bulks									
Calcined petroleum coke, bitumen	11,514		<b>11,514</b>	16,589		<b>16,589</b>	28,103		<b>28,103</b>
Uncalcined petroleum coke	57,180	46,480	<b>103,661</b>	69,866	23,732	<b>93,598</b>	127,047	70,212	<b>197,259</b>
Other liquid bulk cargo	340,672	1,700	<b>342,373</b>	284,483	813,474	<b>1,097,957</b>	625,155	815,174	<b>1,440,329</b>
Other general merchandise					15,170	<b>15,170</b>		15,170	<b>15,170</b>
Undenatured ethyl alcohol	46,565		<b>46,565</b>	137,530	184,260	<b>321,790</b>	184,095	184,260	<b>368,355</b>
Acyclic alcohols and their derivatives		4,397	<b>4,397</b>		44,821	<b>44,821</b>		49,218	<b>49,218</b>
Butane and propane	34,024	9,207	<b>43,230</b>	133,851	1,868	<b>135,718</b>	167,874	11,074	<b>178,949</b>
Palm oil and its fractions, bulk	3,501		<b>3,501</b>		23,310	<b>23,310</b>	3,501	23,310	<b>26,812</b>
Sulfuric acid, oleum	75,393		<b>75,393</b>	610,418	145	<b>610,563</b>	685,811	145	<b>685,956</b>
Crude petroleum oils		110,690	<b>110,690</b>		8,286,900	<b>8,286,900</b>		8,397,590	<b>8,397,590</b>
Soybean oil and its fractions, bulk		8,983	<b>8,983</b>					8,983	<b>8,983</b>
Oils and other distillation products	695,015	48,869	<b>743,883</b>	55,891	150,942	<b>206,833</b>	750,905	199,810	<b>950,716</b>
Fuel	88,295	327,818	<b>416,113</b>	47,990	285,121	<b>333,110</b>	136,285	612,938	<b>749,223</b>
Ketones and quinones	35,233		<b>35,233</b>	150,570		<b>150,570</b>	185,803		<b>185,803</b>
Diphosphorus pentoxide, phosphoric acid					211,886	<b>211,886</b>		211,886	<b>211,886</b>
Phenols, phenol-alcohols	72,052		<b>72,052</b>	213,684		<b>213,684</b>	285,737		<b>285,737</b>

## 4.3.3 Loaded and unloaded in the year

Goods	Domestic			Foreign			Total		
	Loaded	Unloaded	Total	Loaded	Unloaded	Total	Loaded	Unloaded	Total
Gasoline and refined petroleum	789,692	87,896	<b>877,588</b>	1,570.032	269,453	<b>1,839.485</b>	2,359.724	357,349	<b>2,717,073</b>
Natural gas	66,139		<b>66,139</b>	148,991	2,738.412	<b>2,887.403</b>	215,130	2,738.412	<b>2,953.542</b>
Petroleum gas and other hydrocarbons		142,390	<b>142,390</b>		17,033	<b>17,033</b>		159,424	<b>159,424</b>
Diesel fuel	1,329.257	9,156	<b>1,338.412</b>	419,760	68,856	<b>488,616</b>	1,749.017	78,012	<b>1,827.029</b>
Other vegetable fats and oils	7,307		<b>7,307</b>	5,568	58,536	<b>64,104</b>	12,875	58,536	<b>71,411</b>
Biodiesel and its mixtures	164,466	28,723	<b>193,189</b>	264,215	239,575	<b>503,791</b>	428,682	268,298	<b>696,980</b>
Nitrogenous mineral or chemical fertilizers					14,236	<b>14,236</b>		14,236	<b>14,236</b>
Anhydrous ammonia or ammonia in aqueous solution	82,088		<b>82,088</b>	17,862		<b>17,862</b>	99,949		<b>99,949</b>
Naphtha					21,264	<b>21,264</b>		21,264	<b>21,264</b>
Sodium hydroxide (caustic soda)					8,604	<b>8,604</b>		8,604	<b>8,604</b>
Cyclic hydrocarbons	10,659	51,919	<b>62,578</b>	21,638	23,775	<b>45,413</b>	32,297	75,694	<b>107,991</b>
Urea	10,709		<b>10,709</b>	5,496	20,244	<b>25,741</b>	16,205	20,244	<b>36,449</b>
Ethers, ether alcohols, ether phenols		1,005	<b>1,005</b>		53,078	<b>53,078</b>		54,084	<b>54,084</b>
Fruit juices and other fruit products					18,672	<b>18,672</b>		18,672	<b>18,672</b>
	<b>3,919.761</b>	<b>879,232</b>	<b>4,798.993</b>	<b>4,174.434</b>	<b>13,593.368</b>	<b>17,767.801</b>	<b>8,094.195</b>	<b>14,472.600</b>	<b>22,566.795</b>

## 4.3.3 Loaded and unloaded in the year

Goods	Domestic			Foreign			Total			
	Loaded	Unloaded	Total	Loaded	Unloaded	Total	Loaded	Unloaded	Total	
b) Dry bulks by special installation	Other solid bulk materials			44,170		<b>44,170</b>	44,170		<b>44,170</b>	
	Hydraulic cements, in bulk	252,485			10,004	<b>10,004</b>	262,489		<b>262,489</b>	
	Vegetable matter, waste, residues					<b>3,672</b>		3,672	<b>3,672</b>	
	Corn					<b>213,166</b>		213,166	<b>213,166</b>	
	Cake and other solid waste from the industry					<b>232,450</b>		232,450	<b>232,450</b>	
	Wheat and meslin					<b>60,897</b>		60,897	<b>60,897</b>	
	Copper ores and concentrates				733,031	90,815	<b>823,846</b>	733,031	90,815	<b>823,846</b>
	Zinc ores and concentrates	42,910		<b>42,910</b>	170,835		<b>170,835</b>	213,745		<b>213,745</b>
	<b>295,395</b>		<b>295,395</b>	<b>958,040</b>	<b>601,000</b>	<b>1,559,041</b>	<b>1,253,436</b>	<b>601,000</b>	<b>1,854,436</b>	
c) Dry bulks without special installation	Uncalcined petroleum coke			44,472	141,582	<b>186,055</b>	44,472	141,582	<b>186,055</b>	
	Other liquid bulk cargo	22,137		<b>22,137</b>	14,998	<b>148,500</b>	37,135	148,500	<b>185,635</b>	
	Other general cargo					<b>24,942</b>		24,942	<b>24,942</b>	
	Other solid bulk cargo		5,384	<b>5,384</b>	216,895	134,333	<b>351,228</b>	216,895	139,717	<b>356,612</b>
	Barley	1,200		<b>1,200</b>		61,837	<b>61,837</b>	1,200	61,837	<b>63,037</b>
	Vegetable matter, waste, residues					37,890	<b>37,890</b>		37,890	<b>37,890</b>
	Maize	200		<b>200</b>		331,787	<b>331,787</b>	200	331,787	<b>331,987</b>

## 4.3.3 Loaded and unloaded in the year

Goods	Domestic			Foreign			Total		
	Loaded	Unloaded	Total	Loaded	Unloaded	Total	Loaded	Unloaded	Total
Sulfates, alums, peroxosulfates	16,712		<b>16,712</b>	59,592		<b>59,592</b>	76,304		<b>76,304</b>
Ammonium sulfate				26,999	63,018	<b>90,017</b>	26,999	63,018	<b>90,017</b>
Oil cakes and other solid residues from extraction	7,617		<b>7,617</b>		267,662	<b>267,662</b>	7,617	267,662	<b>275,280</b>
Potassium chloride					39,489	<b>39,489</b>		39,489	<b>39,489</b>
Firewood, sawdust, waste and scrap				35,254		<b>35,254</b>	35,254		<b>35,254</b>
Other slag and ash	99,485		<b>99,485</b>	295,114		<b>295,114</b>	394,599		<b>394,599</b>
Wheat and meslin				17,869	124,612	<b>142,481</b>	17,869	124,612	<b>142,481</b>
Copper ores and concentrates				5,211	947,539	<b>952,749</b>	5,211	947,539	<b>952,749</b>
Titanium ores and concentrates					50,766	<b>50,766</b>		50,766	<b>50,766</b>
Mineral or chemical fertilizers	3,225		<b>3,225</b>	9,203		<b>9,203</b>	12,428		<b>12,428</b>
Particleboard and similar materials				4,754		<b>4,754</b>	4,754		<b>4,754</b>
Carbonates, peroxocarbonates					84,436	<b>84,436</b>		84,436	<b>84,436</b>
Granulated slag (slag sand)				4,500		<b>4,500</b>	4,500		<b>4,500</b>
Urea	17,506		<b>17,506</b>	57,113	12,610	<b>69,723</b>	74,618	12,610	<b>87,229</b>
Coal, briquettes, ovoids, fuel		2,957	<b>2,957</b>	68,809	76,307	<b>145,116</b>	68,809	79,264	<b>148,073</b>
	<b>168,082</b>	<b>8,341</b>	<b>176,423</b>	<b>860,783</b>	<b>2,547,311</b>	<b>3,408,094</b>	<b>1,028,865</b>	<b>2,555,652</b>	<b>3,584,516</b>

## 4.3.3 Loaded and unloaded in the year

Goods	Domestic			Foreign			Total		
	Loaded	Unloaded	Total	Loaded	Unloaded	Total	Loaded	Unloaded	Total
d) General merchandise									
Empty containers and tanks	7,923	88,524	<b>96,448</b>	29,328	25,610	<b>54,938</b>	37,252	114,135	<b>151,386</b>
Uncalcined petroleum coke	68	5,880	<b>5,948</b>				68	5,880	<b>5,948</b>
Refined copper and copper alloys	1		<b>1</b>	115,291		<b>115,291</b>	115,291		<b>115,291</b>
Passenger cars and other vehicles	11,749	6,724	<b>18,473</b>	10	2,153	<b>2,163</b>	11,759	8,877	<b>20,636</b>
Trailers, semi-trailers, and platforms	530	49,132	<b>49,662</b>	10,624	113	<b>10,737</b>	11,154	49,244	<b>60,398</b>
Other liquid bulk cargo	77,606	4,104	<b>81,709</b>	18,738	779	<b>19,517</b>	96,343	4,883	<b>101,226</b>
Other general cargo	268,963	56,608	<b>325,571</b>	91,416	136,748	<b>228,163</b>	360,379	193,355	<b>553,734</b>
Other solid bulk cargo	43,792	20,740	<b>64,532</b>	20,095	15,443	<b>35,538</b>	63,887	36,183	<b>100,070</b>
Undenatured ethyl alcohol	0		<b>0</b>				0		<b>0</b>
Acyclic alcohols and their derivatives	5	0	<b>5</b>	70	70	<b>141</b>	76	70	<b>146</b>
Apricots	2,092	0	<b>2,092</b>				2,092	0	<b>2,092</b>
Butane and propane	0		<b>0</b>				0		<b>0</b>
Palm oil and its fractions, in bulk	42		<b>42</b>				42		<b>42</b>
Sulfuric acid, oleum	2		<b>2</b>				2		<b>2</b>
Sunflower, safflower, or cottonseed oils	321		<b>321</b>				321		<b>321</b>
Aceites y demás productos de la destilación	116		<b>116</b>	300	83	<b>383</b>	416	83	<b>499</b>
Fuel	352	41	<b>393</b>	291	349	<b>640</b>	643	390	<b>1,034</b>

## 4.3.3 Loaded and unloaded in the year

Goods	Domestic			Foreign			Total		
	Loaded	Unloaded	Total	Loaded	Unloaded	Total	Loaded	Unloaded	Total
Flat-rolled iron products	5,676		<b>5,676</b>		58,500	<b>58,500</b>	5,676	58,500	<b>64,175</b>
Food preparations not specified	10,397	74	<b>10,472</b>	114	96	<b>210</b>	10,511	170	<b>10,682</b>
Ketones and quinones				7	7	<b>13</b>	7	7	<b>13</b>
Hydraulic cements, in bulk	17,267		<b>17,267</b>				17,267		<b>17,267</b>
Barley	320		<b>320</b>				320		<b>320</b>
Malt beer, packaged	30,682	510	<b>31,192</b>	2,494	218	<b>2,712</b>	33,175	728	<b>33,903</b>
Hydraulic cements, packaged	2,048	0	<b>2,048</b>				2,048	0	<b>2,048</b>
Onions, shallots, garlic, leeks	6,692		<b>6,692</b>		16	<b>16</b>	6,692	16	<b>6,709</b>
Vegetable matter, waste, residues	4,453		<b>4,453</b>	21	21	<b>42</b>	4,474	21	<b>4,495</b>
Corn	886		<b>886</b>	22	20	<b>43</b>	908	20	<b>928</b>
Raw eucalyptus wood				1,423		<b>1,423</b>	1,423		<b>1,423</b>
Fresh apples	2,654		<b>2,654</b>				2,654		<b>2,654</b>
Iron or non-alloy steel profiles	1,814	260	<b>2,074</b>				1,814	260	<b>2,074</b>
Diphosphorus pentoxide, phosphoric acid				222	222	<b>445</b>	222	222	<b>445</b>
Sulfates, alums, peroxosulfates	25		<b>25</b>				25		<b>25</b>

## 4.3.3 Loaded and unloaded in the year

Goods	Domestic			Foreign			Total		
	Loaded	Unloaded	Total	Loaded	Unloaded	Total	Loaded	Unloaded	Total
Oil cakes and other solid waste from extraction	1,936		<b>1,936</b>				1,936		<b>1,936</b>
Prepared or preserved tomatoes	191	8	<b>199</b>	222		<b>222</b>	413	8	<b>421</b>
Fresh or refrigerated tomatoes	4,916	17,192	<b>22,108</b>		40	<b>40</b>	4,916	17,232	<b>22,148</b>
Firewood, sawdust, waste, and scrap	74		<b>74</b>	126		<b>126</b>	200		<b>200</b>
Gasoline and refined petroleum	13		<b>13</b>				13		<b>13</b>
Natural gas	212		<b>212</b>				212		<b>212</b>
Petroleum gas and other hydrocarbons	4,624		<b>4,624</b>				4,624		<b>4,624</b>
Diesel fuel	22		<b>22</b>				22		<b>22</b>
Other slag and ash	1,055	303	<b>1,358</b>	948		<b>948</b>	2,004	303	<b>2,307</b>
Other vegetable fats and oils	0		<b>0</b>				0		<b>0</b>
Other prepared or preserved vegetables	1,087	71	<b>1,158</b>	465	160	<b>625</b>	1,552	231	<b>1,783</b>
Other vegetables, including wild vegetables	10,669	34	<b>10,703</b>		16	<b>16</b>	10,669	50	<b>10,719</b>
Biodiesel and its mixtures	35		<b>35</b>				35		<b>35</b>
Wheat and meslin	90	13	<b>103</b>	168	168	<b>336</b>	258	181	<b>439</b>
Mineral or chemical fertilizers	993	249	<b>1,242</b>	266	302	<b>568</b>	1,259	551	<b>1,810</b>

## 4.3.3 Loaded and unloaded in the year

Goods	Domestic			Foreign			Total		
	Loaded	Unloaded	Total	Loaded	Unloaded	Total	Loaded	Unloaded	Total
Nitrogenous mineral or chemical fertilizers	196	169	<b>366</b>	418	295	<b>712</b>	614	464	<b>1,078</b>
Waste and scrap (scrap metal)	179	10,453	<b>10,632</b>	297	379	<b>676</b>	477	10,831	<b>11,308</b>
Tare weight of containers and tanks	85,168	20,589	<b>105,756</b>	35,906	22,091	<b>57,997</b>	121,074	42,680	<b>163,753</b>
Tare weight of motor vehicles	3,914	3,616	<b>7,530</b>				3,914	3,616	<b>7,530</b>
Tare weight of trailers and semi-trailers	111,004	42,694	<b>153,697</b>	68	10,270	<b>10,337</b>	111,071	52,963	<b>164,034</b>
Fresh melons, watermelons, and papayas	5,724	4,340	<b>10,064</b>		15	<b>15</b>	5,724	4,355	<b>10,079</b>
Bituminous mixtures based on asphalt	104		<b>104</b>	37		<b>37</b>	140		<b>140</b>
Carbonates, peroxocarbonates	15,851	168	<b>16,019</b>	867		<b>867</b>	16,718	168	<b>16,886</b>
Chemical wood pulp with soda				425	213	<b>638</b>	425	213	<b>638</b>
Passage	5,177	36	<b>5,213</b>	21	21	<b>42</b>	5,198	57	<b>5,255</b>
Sodium hydroxide (caustic soda)	19		<b>19</b>				19		<b>19</b>
Cyclic hydrocarbons	0		<b>0</b>	34	34	<b>67</b>	34	34	<b>67</b>
Nitrites, nitrates, except strontium nitrates	2		<b>2</b>	6	6	<b>12</b>	8	6	<b>14</b>
Crustaceans, even peeled, live	238	2	<b>240</b>		1,785	<b>1,785</b>	238	1,787	<b>2,025</b>

## 4.3.3 Loaded and unloaded in the year

Goods	Domestic			Foreign			Total		
	Loaded	Unloaded	Total	Loaded	Unloaded	Total	Loaded	Unloaded	Total
Urea	34		<b>34</b>				34		<b>34</b>
Fruits and other parts thereof	1,274	49	<b>1,323</b>	964	695	<b>1,659</b>	2,238	744	<b>2,982</b>
Coal, briquettes, ovoids, fuel	0		<b>0</b>				0		<b>0</b>
Bird eggs without shells	1,424	0	<b>1,425</b>				1,424	0	<b>1,425</b>
Fruit juices	10,840	578	<b>11,418</b>	34,208	27,993	<b>62,201</b>	45,048	28,571	<b>73,619</b>
Salt (including table salt and skimmed salt)	1,383	425	<b>1,808</b>	37	37	<b>74</b>	1,420	462	<b>1,882</b>
Fresh or dried citrus fruits	11,335	23	<b>11,358</b>	24		<b>24</b>	11,360	23	<b>11,383</b>
Bananas, including plantains	11	51,419	<b>51,430</b>	25	25	<b>50</b>	36	51,444	<b>51,480</b>
Empty vehicles and automobiles	6,127	3,662	<b>9,789</b>		13	13	6,127	3,675	<b>9,801</b>
	<b>782,397</b>	<b>388,689</b>	<b>1,171.086</b>	<b>365,997</b>	<b>305,004</b>	<b>671,001</b>	<b>1,148.395</b>	<b>693,693</b>	<b>1,842.087</b>
<b>Total</b>	<b>5,165.636</b>	<b>1,276.262</b>	<b>6,441.898</b>	<b>6,359.254</b>	<b>17,046.682</b>	<b>23,405.936</b>	<b>11,524.890</b>	<b>18,322.945</b>	<b>29,847.835</b>

## 4.3.4 Total freight by countries and loading and unloading

Port	Country	Loaded	Unloaded	Total
Port of Huelva	Albania	23,502	0	<b>23,502</b>
	Germany	26,680	47,392	<b>74,072</b>
	Angola	1,539	428,881	<b>430,420</b>
	Saudi Arabia	1,757	3,054	<b>4,811</b>
	Algeria	17,616	889,367	<b>906,983</b>
	Argentina	45,906	266,069	<b>311,975</b>
	Australia	10	41,061	<b>41,071</b>
	Bahrain	96	0	<b>96</b>
	Bangladesh	356	0	<b>356</b>
	Belgium	413,806	142,997	<b>556,802</b>
	Benin	4,333	226	<b>4,559</b>
	Brazil	357,017	1,296.333	<b>1,653.350</b>
	Bulgaria	16,693	0	<b>16,693</b>
	Cape Verde	61,925	0	<b>61,925</b>
	Cameroon	37,658	0	<b>37,658</b>
	Canada	0	183,012	<b>183,012</b>
	Chile	56,993	260,031	<b>317,024</b>
	China	703,393	208,103	<b>911,496</b>

## 4.3.4 Total freight by countries and loading and unloading

Port	Country	Loaded	Unloaded	Total
Port of Huelva	Cyprus	23,819	18,000	<b>41,819</b>
	Colombia	0	1,515	<b>1,515</b>
	Congo	88	60,249	<b>60,337</b>
	Ivory Coast	41,416	560	<b>41,977</b>
	Costa Rica	0	1,057	<b>1,057</b>
	Croatia	13,415	0	<b>13,415</b>
	Unknown	3,002	4,192	<b>7,194</b>
	Denmark	36,210	36,659	<b>72,869</b>
	Djibouti	16	0	<b>16</b>
	USA	821,703	4,605,359	<b>5,427,062</b>
	Egypt	26,682	75,576	<b>102,258</b>
	Eritrea	23	0	<b>23</b>
	Slovenia	31,672	284	<b>31,956</b>
	Spain	5,176,434	1,282,303	<b>6,458,737</b>
	Estonia	528	40,720	<b>41,248</b>
	Finland	154,123	0	<b>154,123</b>
	France	276,948	80,785	<b>357,733</b>
	Gabon	328	188	<b>516</b>
Gambia	25,921	680	<b>26,601</b>	

## 4.3.4 Total freight by countries and loading and unloading

Port	Country	Loaded	Unloaded	Total
Port of Huelva	Georgia	49,678	7,579	<b>57,257</b>
	Ghana	46,089	2,741	<b>48,830</b>
	Gibraltar	136,915	297	<b>137,212</b>
	Greece	237,635	12,992	<b>250,627</b>
	Guatemala	0	13,751	<b>13,751</b>
	Equatorial Guinea	219	278,594	<b>278,813</b>
	Guinea	4,050	5,372	<b>9,422</b>
	Netherlands	174,080	640,129	<b>814,209</b>
	Hungary	0	24	<b>24</b>
	India	12,518	41,473	<b>53,991</b>
	Indonesia	79	212,279	<b>212,358</b>
	Iraq	0	349,575	<b>349,575</b>
	Ireland	5,516	0	<b>5,516</b>
	Iceland	95,925	0	<b>95,925</b>
	U.S. Virgin Islands United States	37,473	0	<b>37,473</b>
	Israel	243	39,489	<b>39,732</b>
	Italy	322,511	121,279	<b>443,790</b>
	Jamaica	21,999	0	<b>21,999</b>

## 4.3.4 Total freight by countries and loading and unloading

Port	Country	Loaded	Unloaded	Total
Port of Huelva	Japan	55,742	0	<b>55,742</b>
	Jordan	351	393	<b>744</b>
	Kazakhstan	0	60,300	<b>60,300</b>
	Kenya	14	0	<b>14</b>
	Kuwait	53	0	<b>53</b>
	Latvia	18	62,294	<b>62,313</b>
	Lebanon	4,192	0	<b>4,192</b>
	Liberia	37,104	1,918	<b>39,022</b>
	Libya	0	175,684	<b>175,684</b>
	Lithuania	45	31,911	<b>31,956</b>
	Malaysia	34	272,187	<b>272,220</b>
	Malta	29	0	<b>29</b>
	Morocco	548,928	271,944	<b>820,872</b>
	Mauritania	9,483	626	<b>10,109</b>
	Mexico	55,114	388,360	<b>443,474</b>
	Montenegro	0	9,994	<b>9,994</b>
	Mozambique	0	66,774	<b>66,774</b>
	Namibia	24	0	<b>24</b>

## 4.3.4 Total freight by countries and loading and unloading

Port	Country	Loaded	Unloaded	Total
Port of Huelva	Nicaragua	0	3,984	<b>3,984</b>
	Nigeria	39,360	3,853,902	<b>3,893,262</b>
	Norway	10,284	0	<b>10,284</b>
	Oman	165	0	<b>165</b>
	Pakistan	5,579	0	<b>5,579</b>
	Peru	19,081	506,029	<b>525,111</b>
	Poland	15,331	4,249	<b>19,580</b>
	Portugal	330,085	31,557	<b>361,642</b>
	Puerto Rico	27,421	0	<b>27,421</b>
	Qatar	45	8	<b>53</b>
	United Kingdom	84,772	79,194	<b>163,966</b>
	Democratic Republic of Congo	853	0	<b>853</b>
	Republic of Korea	0	42,498	<b>42,498</b>
	Romania	5,287	56,475	<b>61,762</b>
	Russia	0	84,557	<b>84,557</b>
	Senegal	134,905	9,039	<b>143,944</b>
	Sierra Leone	667	424	<b>1,091</b>
	Singapore	2	0	<b>2</b>
	South Africa	95	1,981	<b>2,076</b>

## 4.3.4 Total freight by countries and loading and unloading

Port	Country	Loaded	Unloaded	Total
Port of Huelva	Sweden	326,332	25,978	<b>352,310</b>
	Taiwan	0	2,652	<b>2,652</b>
	Tanzania	24	0	<b>24</b>
	Togo	119,871	37,467	<b>157,338</b>
	Trinidad and Tobago	0	52,473	<b>52,473</b>
	Tunisia	31,607	0	<b>31,607</b>
	Turkey	75,841	403,543	<b>479,385</b>
	Eurasian Union	15,359	1,208	<b>16,567</b>
	Ukraine	5,451	69,130	<b>74,580</b>
	Uruguay	18,800	13,944	<b>32,744</b>
	Vietnam	0	45	<b>45</b>
<b>Total Port of Huelva</b>		<b>11,524,890</b>	<b>18,322,945</b>	<b>29,847,835</b>

### 4.3.5 Transhipped goods

Goods	Domestic			Exterior			Total		
	Loaded	Unloaded	Total	Loaded	Unloaded	Total	Loaded	Unloaded	Total
a) Liquid bulks	0	0	0	0	0	0	0	0	0
b) Dry bulks by special installation	0	0	0	0	0	0	0	0	0
c) Dry bulks without special installation	0	0	0	0	0	0	0	0	0
d) Conventional general merchandise	0	0	0	0	0	0	0	0	0
e) General cargo in containers	0	0	0	0	0	0	0	0	0
<b>Total</b>	<b>0</b>	<b>0</b>	<b>0</b>	<b>0</b>	<b>0</b>	<b>0</b>	<b>0</b>	<b>0</b>	<b>0</b>

### 4.3.6 Roll-on / roll-off traffic

#### 4.3.6.1 Summary of roll-on / roll-off traffic

		Domestic	Foreign	Total
Loaded	By containers	41,169	0	41,169
	By other means	315,957	10,771	326,728
	<b>Total</b>	<b>357,126</b>	<b>10,771</b>	<b>367,897</b>
Unloaded	By containers	9,260	0	9,260
	By other means	196,320	32,815	229,135
	<b>Total</b>	<b>205,580</b>	<b>32,815</b>	<b>238,395</b>
Loaded and unloaded	By containers	50,428	0	50,428
	By other means	512,278	43,586	555,864
	<b>Total</b>	<b>562,706</b>	<b>43,586</b>	<b>606,292</b>

## 4.3.6.2 Multi-modal roll-on/roll-off transport units

Type		Domestic			Foreign			Total		
		Loaded	Unloaded	Total	Loaded	Unloaded	Total	Loaded	Unloaded	Total
Accompanied	Articulated lorry	0	0	<b>0</b>	0	0	<b>0</b>	0	0	<b>0</b>
	Rigid lorry	813	752	<b>1,565</b>	0	0	<b>0</b>	813	752	<b>1,565</b>
	Road train	0	0	<b>0</b>	0	0	<b>0</b>	0	0	<b>0</b>
	<b>Total</b>	<b>813</b>	<b>752</b>	<b>1,565</b>	<b>0</b>	<b>0</b>	<b>0</b>	<b>813</b>	<b>752</b>	<b>1,565</b>
Unaccompanied	Trailer, semi-trailer and platform	15,504	13,131	<b>28,635</b>	1,426	1,383	<b>2,809</b>	16,930	14,514	<b>31,444</b>
	<b>Total</b>	<b>15,504</b>	<b>13,131</b>	<b>28,635</b>	<b>1,426</b>	<b>1,383</b>	<b>2,809</b>	<b>16,930</b>	<b>14,514</b>	<b>31,444</b>
Others	Cab unit	0	3	<b>3</b>	0	0	<b>0</b>	0	3	<b>3</b>
	Van	1	3	<b>4</b>	0	0	<b>0</b>	1	3	<b>4</b>
	Roll trailer and other equipment	3	0	<b>3</b>	0	0	<b>0</b>	3	0	<b>3</b>
	<b>Total</b>	<b>4</b>	<b>6</b>	<b>10</b>	<b>0</b>	<b>0</b>	<b>0</b>	<b>4</b>	<b>6</b>	<b>10</b>
<b>Total</b>	<b>16,321</b>	<b>13,889</b>	<b>30,210</b>	<b>1,426</b>	<b>1,383</b>	<b>2,809</b>	<b>17,747</b>	<b>15,272</b>	<b>33,019</b>	

## 4.3.6.3 Vehicle units by freight type

Type	Domestic			Foreign			Total		
	Loaded	Unloaded	Total	Loaded	Unloaded	Total	Loaded	Unloaded	Total
Coaches/buses	14	10	<b>24</b>	0	0	<b>0</b>	14	10	<b>24</b>
Passanger cars	7,011	5,119	<b>12,130</b>	10,437	7,199	<b>17,636</b>	17,448	12,318	<b>29,766</b>
Lorries	1,518	992	<b>2,510</b>	0	4	<b>4</b>	1,518	996	<b>2,514</b>
Special vehicles	39	18	<b>57</b>	3	21	<b>24</b>	42	39	<b>81</b>
Motorcycles	2,490	237	<b>2,727</b>	205	263	<b>468</b>	2,695	500	<b>3,195</b>
Tractors and tractor trucks	27	10	<b>37</b>	3	0	<b>3</b>	30	10	<b>40</b>
Works trucks	118	6	<b>124</b>	0	0	<b>0</b>	118	6	<b>124</b>
Tanks	2	0	<b>2</b>	15	15	<b>30</b>	17	15	<b>32</b>
<b>Total</b>	<b>11,219</b>	<b>6,392</b>	<b>17,611</b>	<b>10,663</b>	<b>7,502</b>	<b>18,165</b>	<b>21,882</b>	<b>13,894</b>	<b>35,776</b>

### 4.3.7 Classification of freight

#### 4.3.7.1 Classification by nature

Goods			Domestic			Foreign			Total		
			Loaded	Unloaded	Total	Loaded	Unloaded	Total	Loaded	Unloaded	Total
Power Products	1	Crude oil	0	110,690	<b>110,690</b>	0	8,286,900	<b>8,286,900</b>	0	8,397,590	<b>8,397,590</b>
	2	Fuel oil	88,647	327,859	<b>416,506</b>	48,281	285,470	<b>333,751</b>	136,928	613,329	<b>750,257</b>
	3	Gas oil	1,329,279	9,156	<b>1,338,435</b>	419,760	68,856	<b>488,616</b>	1,749,039	78,012	<b>1,827,051</b>
	4	Petrol	789,705	87,896	<b>877,601</b>	1,570,032	269,453	<b>1,839,485</b>	2,359,737	357,349	<b>2,717,086</b>
	6	Other petroleum products	11,186	53,620	<b>64,806</b>	22,037	45,322	<b>67,359</b>	33,223	98,942	<b>132,165</b>
	7	Energetic petroleum gases	38,648	151,597	<b>190,245</b>	133,851	18,901	<b>152,752</b>	172,499	170,498	<b>342,997</b>
	12	Steam coal and petroleum coke	422	5,203	<b>5,625</b>	113,512	217,916	<b>331,427</b>	113,934	223,119	<b>337,052</b>
	35	Natural gas and other gases	66,351	0	<b>66,351</b>	148,991	2,738,412	<b>2,887,403</b>	215,342	2,738,412	<b>2,953,754</b>
	51	Biofuel	232,973	31,517	<b>264,490</b>	419,858	424,097	<b>843,955</b>	652,831	455,614	<b>1,108,445</b>
		<b>Total</b>	<b>2,557,211</b>	<b>777,537</b>	<b>3,334,749</b>	<b>2,876,321</b>	<b>12,355,327</b>	<b>15,231,648</b>	<b>5,433,532</b>	<b>13,132,865</b>	<b>18,566,396</b>
Siderurgical and Metallurgic Products	8	Iron ore	0	0	<b>0</b>	0	24,959	<b>24,959</b>	0	24,959	<b>24,959</b>
	10	Other mineral ores	42,927	50	<b>42,978</b>	954,920	1,091,501	<b>2,046,421</b>	997,847	1,091,551	<b>2,089,399</b>
	11	Scrap iron	204	10,467	<b>10,671</b>	297	379	<b>676</b>	502	10,846	<b>11,348</b>
	13	Iron products	27,447	864	<b>28,311</b>	647	89,695	<b>90,342</b>	28,094	90,559	<b>118,653</b>
	36	Other metallurgic products	463	60	<b>523</b>	116,692	5,447	<b>122,139</b>	117,155	5,507	<b>122,662</b>
		<b>Total</b>	<b>71,042</b>	<b>11,441</b>	<b>82,483</b>	<b>1,072,556</b>	<b>1,211,980</b>	<b>2,284,537</b>	<b>1,143,598</b>	<b>1,223,422</b>	<b>2,367,020</b>

## 4.3.7.1 Classification by nature

Goods			Domestic			Foreign			Total		
			Loaded	Unloaded	Total	Loaded	Unloaded	Total	Loaded	Unloaded	Total
Non-metallic minerals	25	Salt	1,383	425	<b>1,808</b>	37	37	<b>74</b>	1,420	462	<b>1,882</b>
	52	Other non-metallic minerals	106,180	4,835	<b>111,015</b>	304,708	6,485	<b>311,192</b>	410,888	11,319	<b>422,207</b>
	<b>Total</b>		<b>107,563</b>	<b>5,260</b>	<b>112,823</b>	<b>304,745</b>	<b>6,522</b>	<b>311,266</b>	<b>412,308</b>	<b>11,782</b>	<b>424,089</b>
Fertilizers	14	Phosphates	0	0	<b>0</b>	0	51,302	<b>51,302</b>	0	51,302	<b>51,302</b>
	15	Potash	0	0	<b>0</b>	76	39,565	<b>39,641</b>	76	39,565	<b>39,641</b>
	16	Natural and artificial fertilizers	33,208	742	<b>33,951</b>	231,393	115,030	<b>346,423</b>	264,601	115,772	<b>380,374</b>
	<b>Total</b>		<b>33,208</b>	<b>742</b>	<b>33,951</b>	<b>231,469</b>	<b>205,896</b>	<b>437,365</b>	<b>264,677</b>	<b>206,639</b>	<b>471,316</b>
Chemical Products	17	Chemical products	1,008,601	59,596	<b>1,068,197</b>	1,210,908	563,434	<b>1,774,343</b>	2,219,509	623,030	<b>2,842,539</b>
	<b>Total</b>		<b>1,008,601</b>	<b>59,596</b>	<b>1,068,197</b>	<b>1,210,908</b>	<b>563,434</b>	<b>1,774,343</b>	<b>2,219,509</b>	<b>623,030</b>	<b>2,842,539</b>
Construction materials	5	Asphalt	68,865	52,225	<b>121,090</b>	86,493	23,732	<b>110,225</b>	155,358	75,957	<b>231,315</b>
	18	Cement and clinker	293,937	0	<b>293,937</b>	25,002	148,500	<b>173,502</b>	318,939	148,500	<b>467,439</b>
	20	Manufactured building materials	31,638	12,649	<b>44,287</b>	3,460	3,565	<b>7,025</b>	35,098	16,214	<b>51,312</b>
	<b>Total</b>		<b>394,440</b>	<b>64,874</b>	<b>459,315</b>	<b>114,954</b>	<b>175,797</b>	<b>290,752</b>	<b>509,395</b>	<b>240,672</b>	<b>750,066</b>
Stock Breeding and Feeding Products	21	Cereals and their flours	5,596	57	<b>5,653</b>	22,429	815,352	<b>837,781</b>	28,025	815,409	<b>843,434</b>
	22	Soybean	2	0	<b>2</b>	740	861	<b>1,602</b>	742	861	<b>1,604</b>
	23	Fruits and vegetables	58,726	78,031	<b>136,757</b>	8,570	30,427	<b>38,997</b>	67,296	108,458	<b>175,754</b>
	24	Wines,drinks and spirits	105,465	3,334	<b>108,799</b>	39,621	49,672	<b>89,293</b>	145,086	53,006	<b>198,092</b>

## 4.3.7.1 Classification by nature

	Goods	Domestic			Foreign			Total		
		Loaded	Unloaded	Total	Loaded	Unloaded	Total	Loaded	Unloaded	Total
	27 Tinned food	11,932	245	<b>12,177</b>	1,665	855	<b>2,520</b>	13,597	1,100	<b>14,697</b>
	28 Tobacco, cocoa, coffee and spices	4,869	3,071	<b>7,940</b>	949	929	<b>1,878</b>	5,818	4,001	<b>9,819</b>
	29 Oils and greases	320,828	9,512	<b>330,341</b>	274,115	684,876	<b>958,992</b>	594,944	694,389	<b>1,289,332</b>
	30 Other foods	81,672	1,225	<b>82,897</b>	3,213	3,034	<b>6,247</b>	84,885	4,259	<b>89,144</b>
	33 Chilled or frozen fish	2,986	229	<b>3,215</b>	190	1,966	<b>2,156</b>	3,176	2,195	<b>5,371</b>
	37 Animal feed and fodder	44,582	15,769	<b>60,351</b>	4,340	596,553	<b>600,893</b>	48,922	612,322	<b>661,245</b>
	<b>Total</b>	<b>636,659</b>	<b>111,473</b>	<b>748,133</b>	<b>355,833</b>	<b>2,184,526</b>	<b>2,540,359</b>	<b>992,492</b>	<b>2,296,000</b>	<b>3,288,492</b>
Other goods	19 Wood and cork	687	20	<b>707</b>	44,187	2,466	<b>46,653</b>	44,874	2,485	<b>47,360</b>
	26 Paper and pulp	1,647	233	<b>1,879</b>	18,170	17,952	<b>36,122</b>	19,816	18,185	<b>38,001</b>
	31 Machinery, tools and spares	17,554	8,675	<b>26,230</b>	5,505	6,926	<b>12,431</b>	23,059	15,601	<b>38,660</b>
	34 Other goods	101,524	18,268	<b>119,792</b>	29,660	239,172	<b>268,832</b>	131,184	257,441	<b>388,625</b>
	<b>Total</b>	<b>121,412</b>	<b>27,196</b>	<b>148,608</b>	<b>97,521</b>	<b>266,516</b>	<b>364,037</b>	<b>218,934</b>	<b>293,712</b>	<b>512,646</b>
Vehicles and transport elements	32 Vehicles and their parts	26,749	12,784	<b>39,533</b>	19,021	18,599	<b>37,620</b>	45,770	31,383	<b>77,153</b>
	38 Ro-Ro traffic tare weights	115,658	96,246	<b>211,904</b>	10,692	10,382	<b>21,074</b>	126,350	106,628	<b>232,977</b>
	39 Containers tare	93,091	109,113	<b>202,204</b>	65,234	47,701	<b>112,936</b>	158,325	156,814	<b>315,140</b>
	<b>Total</b>	<b>235,498</b>	<b>218,143</b>	<b>453,641</b>	<b>94,946</b>	<b>76,683</b>	<b>171,629</b>	<b>330,445</b>	<b>294,825</b>	<b>625,270</b>
<b>Total</b>		<b>5,165,636</b>	<b>1,276,262</b>	<b>6,441,898</b>	<b>6,359,254</b>	<b>17,046,682</b>	<b>23,405,936</b>	<b>11,524,890</b>	<b>18,322,945</b>	<b>29,847,835</b>

## 4.3.7.2 (A) Classification by nature and format

Goods		Liquid bulk			Solid bulk			General merchandise			
								General cargo in containers			
		Loaded	Unloaded	Total	Loaded	Unloaded	Total	Loaded	Unloaded	Total	
Power Products	1	Crude oil	0	8,397,590	<b>8,397,590</b>	0	0	<b>0</b>	0	0	<b>0</b>
	2	Fuel oil	136,285	612,938	<b>749,223</b>	0	0	<b>0</b>	391	390	<b>781</b>
	3	Gas oil	1,749,017	78,012	<b>1,827,029</b>	0	0	<b>0</b>	2	0	<b>2</b>
	4	Petrol	2,359,724	357,349	<b>2,717,073</b>	0	0	<b>0</b>	11	0	<b>11</b>
	6	Other petroleum products	32,297	98,658	<b>130,955</b>	0	0	<b>0</b>	782	284	<b>1,066</b>
	7	Energetic petroleum gases	167,874	170,498	<b>338,372</b>	0	0	<b>0</b>	4,624	0	<b>4,624</b>
	12	Steam coal and petroleum coke	0	0	<b>0</b>	113,281	222,958	<b>336,239</b>	560	161	<b>721</b>
	35	Natural gas and other gases	215,130	2,738,412	<b>2,953,542</b>	0	0	<b>0</b>	212	0	<b>212</b>
	51	Biofuel	612,777	452,558	<b>1,065,335</b>	0	0	<b>0</b>	39,908	3,055	<b>42,963</b>
	<b>Total</b>	<b>5,273,103</b>	<b>12,906,016</b>	<b>18,179,120</b>	<b>113,281</b>	<b>222,958</b>	<b>336,239</b>	<b>46,490</b>	<b>3,890</b>	<b>50,380</b>	
Siderurgical and Metallurgic Products	8	Iron ore	0	0	<b>0</b>	0	24,959	<b>24,959</b>	0	0	<b>0</b>
	10	Other mineral ores	0	0	<b>0</b>	996,157	1,089,120	<b>2,085,277</b>	1,690	2,431	<b>4,121</b>
	11	Scrap iron	0	0	<b>0</b>	0	0	<b>0</b>	477	10,830	<b>11,307</b>
	13	Iron products	0	0	<b>0</b>	0	0	<b>0</b>	21,311	2,120	<b>23,431</b>
	36	Other metallurgic products	0	0	<b>0</b>	0	0	<b>0</b>	1,702	374	<b>2,076</b>
	<b>Total</b>	<b>0</b>	<b>0</b>	<b>0</b>	<b>996,157</b>	<b>1,114,079</b>	<b>2,110,236</b>	<b>25,180</b>	<b>15,755</b>	<b>40,935</b>	

4.3.7.2 (A) Classification by nature and format

Goods			Liquid bulk			Solid bulk			General merchandise		
			General cargo in containers			Loaded	Unloaded	Total	Loaded	Unloaded	Total
			Loaded	Unloaded	Total	Loaded	Unloaded	Total	Loaded	Unloaded	Total
Non-metallic minerals	25	Salt	0	0	0	0	0	0	1,415	462	1,877
	52	Other non-metallic minerals	0	0	0	400,653	5,447	406,100	9,911	5,862	15,773
	<b>Total</b>		<b>0</b>	<b>0</b>	<b>0</b>	<b>400,653</b>	<b>5,447</b>	<b>406,100</b>	<b>11,326</b>	<b>6,324</b>	<b>17,650</b>
Fertilizers	14	Phosphates	0	0	0	0	51,302	51,302	0	0	0
	15	Potash	0	0	0	0	39,489	39,489	76	76	152
	16	Natural and artificial fertilizers	16,205	34,480	50,685	245,796	75,629	321,424	2,558	5,660	8,218
	<b>Total</b>		<b>16,205</b>	<b>34,480</b>	<b>50,685</b>	<b>245,796</b>	<b>166,419</b>	<b>412,215</b>	<b>2,634</b>	<b>5,736</b>	<b>8,370</b>
Chemical Products	17	Chemical products	2,008,205	524,972	2,533,177	156,762	87,708	244,470	41,865	10,216	52,081
	<b>Total</b>		<b>2,008,205</b>	<b>524,972</b>	<b>2,533,177</b>	<b>156,762</b>	<b>87,708</b>	<b>244,470</b>	<b>41,865</b>	<b>10,216</b>	<b>52,081</b>
Construction materials	5	Asphalt	155,150	70,212	225,362	0	0	0	208	5,745	5,953
	18	Cement and clinker	0	0	0	299,624	148,500	448,124	19,315	0	19,315
	20	Manufactured building materials	0	0	0	0	0	0	27,407	15,571	42,979
	<b>Total</b>		<b>155,150</b>	<b>70,212</b>	<b>225,362</b>	<b>299,624</b>	<b>148,500</b>	<b>448,124</b>	<b>46,930</b>	<b>21,316</b>	<b>68,247</b>
Stock Breeding and Feeding Products	21	Cereals and their flours	0	0	0	19,269	812,040	831,309	8,548	3,369	11,918
	22	Soybean	0	0	0	0	0	0	741	861	1,603
	23	Fruits and vegetables	0	0	0	0	0	0	12,224	8,607	20,831
	24	Wines,drinks and spirits	0	18,672	18,672	0	0	0	141,704	6,417	148,121

## 4.3.7.2 (A) Classification by nature and format

	Goods	Liquid bulk			Solid bulk			General merchandise		
		Loaded	Unloaded	Total	Loaded	Unloaded	Total	General cargo in containers		
								Loaded	Unloaded	Total
	27 Tinned food	0	0	0	0	0	0	4,165	1,082	5,247
	28 Tobacco, cocoa, coffee and spices	0	0	0	0	0	0	2,385	1,007	3,392
	29 Oils and greases	591,159	692,990	1,284,149	0	0	0	3,431	1,398	4,829
	30 Other foods	0	0	0	0	0	0	27,348	4,057	31,405
	33 Chilled or frozen fish	0	0	0	0	0	0	357	241	599
	37 Animal feed and fodder	0	0	0	10,750	595,505	606,255	36,157	16,802	52,959
	<b>Total</b>	<b>591,159</b>	<b>711,662</b>	<b>1,302,821</b>	<b>30,019</b>	<b>1,407,544</b>	<b>1,437,563</b>	<b>237,061</b>	<b>43,842</b>	<b>280,903</b>
Other goods	19 Wood and cork	0	0	0	40,009	0	40,009	2,956	2,481	5,437
	26 Paper and pulp	0	0	0	0	0	0	19,263	18,182	37,445
	31 Machinery, tools and spares	0	0	0	0	0	0	13,840	10,123	23,963
	34 Other goods	50,373	225,257	275,630	0	3,997	3,997	62,708	24,578	87,286
	<b>Total</b>	<b>50,373</b>	<b>225,257</b>	<b>275,630</b>	<b>40,009</b>	<b>3,997</b>	<b>44,005</b>	<b>98,767</b>	<b>55,364</b>	<b>154,131</b>
Vehicles and transport elements	32 Vehicles and their parts	0	0	0	0	0	0	21,931	18,612	40,543
	38 Ro-Ro traffic tare weights	0	0	0	0	0	0	0	0	0
	39 Containers tare	0	0	0	0	0	0	158,325	156,814	315,140
	<b>Total</b>	<b>0</b>	<b>0</b>	<b>0</b>	<b>0</b>	<b>0</b>	<b>0</b>	<b>180,257</b>	<b>175,426</b>	<b>355,683</b>
<b>Total</b>		<b>8,094,195</b>	<b>14,472,600</b>	<b>22,566,795</b>	<b>2,282,301</b>	<b>3,156,652</b>	<b>5,438,953</b>	<b>690,511</b>	<b>337,870</b>	<b>1,028,380</b>

## 4.3.7.2 (B) Classification by nature and format

Goods			General merchandise						Total		
			Conventional general merchandise			Total general merchandise					
			Loaded	Unloaded	Total	Loaded	Unloaded	Total	Loaded	Unloaded	Total
Power Products	1	Crude oil	0	0	<b>0</b>	0	0	<b>0</b>	0	8,397,590	<b>8,397,590</b>
	2	Fuel oil	252	0	<b>252</b>	643	390	<b>1,034</b>	136,928	613,329	<b>750,257</b>
	3	Gas oil	20	0	<b>20</b>	22	0	<b>22</b>	1,749,039	78,012	<b>1,827,051</b>
	4	Petrol	3	0	<b>3</b>	13	0	<b>13</b>	2,359,737	357,349	<b>2,717,086</b>
	6	Other petroleum products	144	0	<b>144</b>	926	284	<b>1,209</b>	33,223	98,942	<b>132,165</b>
	7	Energetic petroleum gases	1	0	<b>1</b>	4,624	0	<b>4,624</b>	172,499	170,498	<b>342,997</b>
	12	Steam coal and petroleum coke	92	0	<b>92</b>	653	161	<b>813</b>	113,934	223,119	<b>337,052</b>
	35	Natural gas and other gases	0	0	<b>0</b>	212	0	<b>212</b>	215,342	2,738,412	<b>2,953,754</b>
	51	Biofuel	146	0	<b>146</b>	40,054	3,056	<b>43,110</b>	652,831	455,614	<b>1,108,445</b>
		<b>Total</b>	<b>658</b>	<b>1</b>	<b>658</b>	<b>47,148</b>	<b>3,890</b>	<b>51,038</b>	<b>5,433,532</b>	<b>13,132,865</b>	<b>18,566,396</b>
Siderurgical and Metallurgic Products	8	Iron ore	0	0	<b>0</b>	0	0	<b>0</b>	0	24,959	<b>24,959</b>
	10	Other mineral ores	0	0	<b>0</b>	1,690	2,431	<b>4,122</b>	997,847	1,091,551	<b>2,089,399</b>
	11	Scrap iron	25	16	<b>41</b>	502	10,846	<b>11,348</b>	502	10,846	<b>11,348</b>
	13	Iron products	6,783	88,439	<b>95,222</b>	28,094	90,559	<b>118,653</b>	28,094	90,559	<b>118,653</b>
	36	Other metallurgic products	115,452	5,134	<b>120,586</b>	117,155	5,507	<b>122,662</b>	117,155	5,507	<b>122,662</b>
		<b>Total</b>	<b>122,261</b>	<b>93,588</b>	<b>215,849</b>	<b>147,441</b>	<b>109,343</b>	<b>256,784</b>	<b>1,143,598</b>	<b>1,223,422</b>	<b>2,367,020</b>

## 4.3.7.2 (B) Classification by nature and format

Goods			General merchandise						Total		
			Conventional general merchandise			Total general merchandise					
			Loaded	Unloaded	Total	Loaded	Unloaded	Total	Loaded	Unloaded	Total
Non-metallic minerals	25	Salt	5	0	<b>5</b>	1,420	462	<b>1,882</b>	1,420	462	<b>1,882</b>
	52	Other non-metallic minerals	323	10	<b>334</b>	10,234	5,872	<b>16,107</b>	410,888	11,319	<b>422,207</b>
	<b>Total</b>		<b>328</b>	<b>10</b>	<b>339</b>	<b>11,654</b>	<b>6,335</b>	<b>17,989</b>	<b>412,308</b>	<b>11,782</b>	<b>424,089</b>
Fertilizers	14	Phosphates	0	0	<b>0</b>	0	0	<b>0</b>	0	51,302	<b>51,302</b>
	15	Potash	0	0	<b>0</b>	76	76	<b>152</b>	76	39,565	<b>39,641</b>
	16	Natural and artificial fertilizers	42	3	<b>45</b>	2,601	5,663	<b>8,264</b>	264,601	115,772	<b>380,374</b>
	<b>Total</b>		<b>42</b>	<b>3</b>	<b>45</b>	<b>2,677</b>	<b>5,739</b>	<b>8,416</b>	<b>264,677</b>	<b>206,639</b>	<b>471,316</b>
Chemical Products	17	Chemical Products	12,678	133	<b>12,811</b>	54,542	10,350	<b>64,892</b>	2,219,509	623,030	<b>2,842,539</b>
	<b>Total</b>		<b>12,678</b>	<b>133</b>	<b>12,811</b>	<b>54,542</b>	<b>10,350</b>	<b>64,892</b>	<b>2,219,509</b>	<b>623,030</b>	<b>2,842,539</b>
Construction materials	5	Asphalt	0	0	<b>0</b>	208	5,745	<b>5,953</b>	155,358	75,957	<b>231,315</b>
	18	Cement and clinker	0	0	<b>0</b>	19,315	0	<b>19,315</b>	318,939	148,500	<b>467,439</b>
	20	Manufactured building materials	7,690	643	<b>8,333</b>	35,098	16,214	<b>51,312</b>	35,098	16,214	<b>51,312</b>
	<b>Total</b>		<b>7,690</b>	<b>643</b>	<b>8,333</b>	<b>54,621</b>	<b>21,959</b>	<b>76,580</b>	<b>509,395</b>	<b>240,672</b>	<b>750,066</b>
Stock Breeding and Feeding Products	21	Cereals and their flours	208	0	<b>208</b>	8,756	3,369	<b>12,125</b>	28,025	815,409	<b>843,434</b>
	22	Soybean	1	0	<b>1</b>	742	861	<b>1,604</b>	742	861	<b>1,604</b>
	23	Fruits and vegetables	55,072	99,851	<b>154,923</b>	67,296	108,458	<b>175,754</b>	67,296	108,458	<b>175,754</b>
	24	Wines,drinks and spirits	3,382	27,917	<b>31,299</b>	145,086	34,334	<b>179,420</b>	145,086	53,006	<b>198,092</b>

## 4.3.7.2 (B) Classification by nature and format

Goods		General merchandise						Total			
		Conventional general merchandise			Total general merchandise						
		Loaded	Unloaded	Total	Loaded	Unloaded	Total	Loaded	Unloaded	Total	
27	Tinned food	9,432	18	<b>9,450</b>	13,597	1,100	<b>14,697</b>	13,597	1,100	<b>14,697</b>	
28	Tobacco, cocoa, coffee and spices	3,433	2,994	<b>6,427</b>	5,818	4,001	<b>9,819</b>	5,818	4,001	<b>9,819</b>	
29	Oils and greases	353	1	<b>354</b>	3,785	1,399	<b>5,183</b>	594,944	694,389	<b>1,289,332</b>	
30	Other foods	57,537	202	<b>57,739</b>	84,885	4,259	<b>89,144</b>	84,885	4,259	<b>89,144</b>	
33	Chilled or frozen fish	2,819	1,954	<b>4,773</b>	3,176	2,195	<b>5,371</b>	3,176	2,195	<b>5,371</b>	
37	Animal feed and fodder	2,016	15	<b>2,031</b>	38,173	16,817	<b>54,990</b>	48,922	612,322	<b>661,245</b>	
	<b>Total</b>	<b>134,254</b>	<b>132,951</b>	<b>267,205</b>	<b>371,315</b>	<b>176,793</b>	<b>548,108</b>	<b>992,492</b>	<b>2,296,000</b>	<b>3,288,492</b>	
Other goods	19	Wood and cork	1,910	4	<b>1,914</b>	4,866	2,485	<b>7,351</b>	44,874	2,485	<b>47,360</b>
	26	Paper and pulp	553	3	<b>556</b>	19,816	18,185	<b>38,001</b>	19,816	18,185	<b>38,001</b>
	31	Machinery, tools and spares	9,219	5,478	<b>14,697</b>	23,059	15,601	<b>38,660</b>	23,059	15,601	<b>38,660</b>
	34	Other goods	18,103	3,609	<b>21,712</b>	80,811	28,187	<b>108,998</b>	131,184	257,441	<b>388,625</b>
	<b>Total</b>	<b>29,785</b>	<b>9,094</b>	<b>38,879</b>	<b>128,553</b>	<b>64,458</b>	<b>193,011</b>	<b>218,934</b>	<b>293,712</b>	<b>512,646</b>	
Vehicles and transport elements	32	Vehicles and their parts	23,838	12,771	<b>36,609</b>	45,770	31,383	<b>77,153</b>	45,770	31,383	<b>77,153</b>
	38	Ro-Ro traffic tare weights	126,350	106,628	<b>232,977</b>	126,350	106,628	<b>232,977</b>	126,350	106,628	<b>232,977</b>
	39	Containers tare	0	0	<b>0</b>	158,325	156,814	<b>315,140</b>	158,325	156,814	<b>315,140</b>
	<b>Total</b>	<b>150,188</b>	<b>119,399</b>	<b>269,587</b>	<b>330,445</b>	<b>294,825</b>	<b>625,270</b>	<b>330,445</b>	<b>294,825</b>	<b>625,270</b>	
<b>Total</b>		<b>457,884</b>	<b>355,823</b>	<b>813,707</b>	<b>1,148,395</b>	<b>693,693</b>	<b>1,842,087</b>	<b>11,524,890</b>	<b>18,322,945</b>	<b>29,847,835</b>	

## 4.3.7.3 Classification of freight in transit by nature

Goods	Domestic			Foreign			Total transit				
	Loaded	Unloaded	Total	Loaded	Unloaded	Total	Loaded	Unloaded	Total		
Power Products	1	Crude oil	0	0	0	0	0	0	0	0	
	2	Fuel oil	18	24,751	<b>24,769</b>	291	29,897	<b>30,188</b>	309	54,649	<b>54,958</b>
	3	Gas oil	0	0	<b>0</b>	4,508	46,295	<b>50,804</b>	4,508	46,295	<b>50,804</b>
	4	Petrol	0	79,093	<b>79,093</b>	217,860	172,471	<b>390,331</b>	217,860	251,564	<b>469,423</b>
	6	Other petroleum products	0	0	<b>0</b>	398	26,242	<b>26,641</b>	398	26,242	<b>26,641</b>
	7	Energetic petroleum gases	0	0	<b>0</b>	0	0	<b>0</b>	0	0	<b>0</b>
	12	Steam coal and petroleum coke	0	0	<b>0</b>	26	26	<b>52</b>	26	26	<b>52</b>
	35	Natural gas and other gases	0	0	<b>0</b>	0	0	<b>0</b>	0	0	<b>0</b>
	51	Biofuel	106,903	26,479	<b>133,382</b>	216,616	369,839	<b>586,455</b>	323,519	396,318	<b>719,837</b>
	<b>Total</b>	<b>106,921</b>	<b>130,323</b>	<b>237,244</b>	<b>439,700</b>	<b>644,771</b>	<b>1,084,470</b>	<b>546,621</b>	<b>775,094</b>	<b>1,321,714</b>	
Siderurgical and Metallurgic Products	8	Iron ore	0	0	<b>0</b>	0	0	<b>0</b>	0	0	<b>0</b>
	10	Other mineral ores	17	17	<b>35</b>	63,512	92,429	<b>155,941</b>	63,529	92,447	<b>155,976</b>
	11	Scrap iron	179	179	<b>358</b>	297	379	<b>676</b>	477	558	<b>1,035</b>
	13	Iron products	6,041	463	<b>6,504</b>	647	6,480	<b>7,127</b>	6,688	6,943	<b>13,631</b>
	36	Other metallurgic products	58	58	<b>116</b>	446	316	<b>761</b>	504	373	<b>877</b>
	<b>Total</b>	<b>6,296</b>	<b>717</b>	<b>7,013</b>	<b>64,902</b>	<b>99,604</b>	<b>164,506</b>	<b>71,198</b>	<b>100,322</b>	<b>171,519</b>	

## 4.3.7.3 Classification of freight in transit by nature

Goods			Domestic			Foreign			Total transit		
			Loaded	Unloaded	Total	Loaded	Unloaded	Total	Loaded	Unloaded	Total
Non-metallic minerals	25	Salt	543	425	<b>968</b>	37	37	<b>74</b>	580	462	<b>1,042</b>
	52	Other non-metallic minerals	2,669	2,717	<b>5,386</b>	92	42	<b>134</b>	2,761	2,759	<b>5,520</b>
	<b>Total</b>		<b>3,211</b>	<b>3,142</b>	<b>6,354</b>	<b>129</b>	<b>79</b>	<b>208</b>	<b>3,340</b>	<b>3,221</b>	<b>6,562</b>
Fertilizers	14	Phosphates	0	0	<b>0</b>	0	0	<b>0</b>	0	0	<b>0</b>
	15	Potash	0	0	<b>0</b>	76	76	<b>152</b>	76	76	<b>152</b>
	16	Natural and artificial fertilizers	713	738	<b>1,451</b>	709	744	<b>1,453</b>	1,422	1,483	<b>2,904</b>
	<b>Total</b>		<b>713</b>	<b>738</b>	<b>1,451</b>	<b>785</b>	<b>820</b>	<b>1,605</b>	<b>1,498</b>	<b>1,559</b>	<b>3,056</b>
Chemical Products	17	Chemical Products	8,338	1,599	<b>9,937</b>	8,058	32,171	<b>40,229</b>	16,397	33,770	<b>50,166</b>
	<b>Total</b>		<b>8,338</b>	<b>1,599</b>	<b>9,937</b>	<b>8,058</b>	<b>32,171</b>	<b>40,229</b>	<b>16,397</b>	<b>33,770</b>	<b>50,166</b>
Construction materials	5	Asphalt	68	68	<b>135</b>	37	0	<b>37</b>	104	68	<b>172</b>
	18	Cement and clinker	0	0	<b>0</b>	14,998	14,998	<b>29,996</b>	14,998	14,998	<b>29,996</b>
	20	Manufactured building materials	11,154	11,140	<b>22,294</b>	3,230	3,019	<b>6,249</b>	14,384	14,159	<b>28,543</b>
	<b>Total</b>		<b>11,221</b>	<b>11,208</b>	<b>22,429</b>	<b>18,265</b>	<b>18,017</b>	<b>36,282</b>	<b>29,486</b>	<b>29,224</b>	<b>58,710</b>
Stock Breeding and Feeding Products	21	Cereals and their flours	57	57	<b>115</b>	2,923	3,312	<b>6,235</b>	2,980	3,369	<b>6,350</b>
	22	Soybean	0	0	<b>0</b>	740	861	<b>1,602</b>	740	861	<b>1,602</b>
	23	Fruits and vegetables	155	155	<b>310</b>	6,583	8,278	<b>14,860</b>	6,737	8,432	<b>15,170</b>
	24	Wines,drinks and spirits	2,707	2,664	<b>5,372</b>	3,010	2,902	<b>5,912</b>	5,718	5,566	<b>11,284</b>
	27	Tinned food	198	197	<b>396</b>	954	855	<b>1,809</b>	1,152	1,052	<b>2,205</b>
	28	Tobacco, cocoa, coffee and spices	93	75	<b>168</b>	949	929	<b>1,878</b>	1,042	1,004	<b>2,046</b>

### 4.3.7.3 Classification of freight in transit by nature

Goods		Domestic			Foreign			Total transit			
		Loaded	Unloaded	Total	Loaded	Unloaded	Total	Loaded	Unloaded	Total	
29	Oils and greases	123,296	9,505	<b>132,802</b>	218,271	432,347	<b>650,618</b>	341,568	441,852	<b>783,420</b>	
30	Other foods	310	311	<b>621</b>	2,995	3,034	<b>6,029</b>	3,305	3,345	<b>6,650</b>	
33	Chilled or frozen fish	0	0	<b>0</b>	190	164	<b>354</b>	190	164	<b>354</b>	
37	Animal feed and fodder	20,744	14,251	<b>34,995</b>	620	8,194	<b>8,813</b>	21,363	22,445	<b>43,808</b>	
<b>Total</b>		<b>147,561</b>	<b>27,216</b>	<b>174,777</b>	<b>237,235</b>	<b>460,877</b>	<b>698,111</b>	<b>384,796</b>	<b>488,092</b>	<b>872,888</b>	
Other goods	19	Wood and cork	15	15	<b>29</b>	2,608	2,466	<b>5,073</b>	2,622	2,480	<b>5,102</b>
	26	Paper and pulp	216	211	<b>426</b>	18,170	17,952	<b>36,122</b>	18,386	18,163	<b>36,548</b>
	31	Machinery, tools and spares	894	876	<b>1,770</b>	5,250	5,127	<b>10,377</b>	6,144	6,003	<b>12,147</b>
	34	Other goods	24,901	6,298	<b>31,198</b>	9,403	32,316	<b>41,719</b>	34,304	38,613	<b>72,917</b>
	<b>Total</b>		<b>26,025</b>	<b>7,399</b>	<b>33,424</b>	<b>35,431</b>	<b>57,860</b>	<b>93,291</b>	<b>61,456</b>	<b>65,259</b>	<b>126,715</b>
Vehicles and transport elements	32	Vehicles and their parts	11	11	<b>23</b>	18,851	18,531	<b>37,382</b>	18,862	18,543	<b>37,405</b>
	38	Ro-Ro traffic tare weights	0	0	<b>0</b>	0	0	<b>0</b>	0	0	<b>0</b>
	39	Containers tare	9,863	9,850	<b>19,713</b>	21,524	23,003	<b>44,527</b>	31,387	32,853	<b>64,240</b>
	<b>Total</b>		<b>9,875</b>	<b>9,861</b>	<b>19,735</b>	<b>40,375</b>	<b>41,535</b>	<b>81,910</b>	<b>50,250</b>	<b>51,395</b>	<b>101,645</b>
<b>Total</b>		<b>320,162</b>	<b>192,203</b>	<b>512,364</b>	<b>844,879</b>	<b>1,355,734</b>	<b>2,200,613</b>	<b>1,165,041</b>	<b>1,547,936</b>	<b>2,712,977</b>	

## 4.3.7.4 (A) Classification of freight in transit by nature and format

Goods			Liquid bulk			Solid bulk			General merchandise		
									General merchandise containers		
			Loaded	Unloaded	Total	Loaded	Unloaded	Total	Loaded	Unloaded	Total
Power Products	1	Crude oil	0	0	<b>0</b>	0	0	<b>0</b>	0	0	<b>0</b>
	2	Fuel oil	0	54,282	<b>54,282</b>	0	0	<b>0</b>	309	367	<b>676</b>
	3	Gas oil	4,508	46,295	<b>50,804</b>	0	0	<b>0</b>	0	0	<b>0</b>
	4	Petrol	217,860	251,564	<b>469,423</b>	0	0	<b>0</b>	0	0	<b>0</b>
	6	Other petroleum products	0	25,959	<b>25,959</b>	0	0	<b>0</b>	398	284	<b>682</b>
	7	Energetic petroleum gases	0	0	<b>0</b>	0	0	<b>0</b>	0	0	<b>0</b>
	12	Steam coal and petroleum coke	0	0	<b>0</b>	0	0	<b>0</b>	26	26	<b>52</b>
	35	Natural gas and other gases	0	0	<b>0</b>	0	0	<b>0</b>	0	0	<b>0</b>
	51	Biofuel	320,446	393,299	<b>713,744</b>	0	0	<b>0</b>	3,073	3,020	<b>6,093</b>
	<b>Total</b>	<b>542,814</b>	<b>771,398</b>	<b>1,314,211</b>	<b>0</b>	<b>0</b>	<b>0</b>	<b>3,807</b>	<b>3,696</b>	<b>7,503</b>	
Siderurgical and Metallurgic Products	8	Iron ore	0	0	<b>0</b>	0	0	<b>0</b>	0	0	<b>0</b>
	10	Other mineral ores	0	0	<b>0</b>	61,839	90,815	<b>152,654</b>	1,690	1,631	<b>3,322</b>
	11	Scrap iron	0	0	<b>0</b>	0	0	<b>0</b>	477	558	<b>1,035</b>
	13	Iron products	0	0	<b>0</b>	0	0	<b>0</b>	1,085	1,334	<b>2,419</b>
	36	Other metallurgic products	0	0	<b>0</b>	0	0	<b>0</b>	504	373	<b>877</b>
	<b>Total</b>	<b>0</b>	<b>0</b>	<b>0</b>	<b>61,839</b>	<b>90,815</b>	<b>152,654</b>	<b>3,756</b>	<b>3,897</b>	<b>7,653</b>	

4.3.7.4 (A) Classification of freight in transit by nature and format

Goods		Liquid bulk			Solid bulk			General merchandise			
		Loaded	Unloaded	Total	Loaded	Unloaded	Total	General merchandise containers			
								Loaded	Unloaded	Total	
Non-metallic minerals	25	Salt	0	0	0	0	0	0	580	462	1,042
	52	Other non-metallic minerals	0	0	0	0	0	0	2,761	2,759	5,520
	<b>Total</b>		<b>0</b>	<b>0</b>	<b>0</b>	<b>0</b>	<b>0</b>	<b>0</b>	<b>3,340</b>	<b>3,221</b>	<b>6,562</b>
Fertilizers	14	Phosphates	0	0	0	0	0	0	0	0	0
	15	Potash	0	0	0	0	0	0	76	76	152
	16	Natural and artificial fertilizers	0	0	0	0	0	0	1,422	1,483	2,904
	<b>Total</b>		<b>0</b>	<b>0</b>	<b>0</b>	<b>0</b>	<b>0</b>	<b>0</b>	<b>1,498</b>	<b>1,559</b>	<b>3,056</b>
Chemical Products	17	Chemical Products	6,803	23,962	30,766	0	0	0	9,593	9,807	19,401
	<b>Total</b>		<b>6,803</b>	<b>23,962</b>	<b>30,766</b>	<b>0</b>	<b>0</b>	<b>0</b>	<b>9,593</b>	<b>9,807</b>	<b>19,401</b>
Construction materials	5	Asphalt	0	0	0	0	0	0	104	68	172
	18	Cement and clinker	0	0	0	14,998	14,998	29,996	0	0	0
	20	Manufactured building materials	0	0	0	0	0	0	14,384	14,159	28,543
	<b>Total</b>		<b>0</b>	<b>0</b>	<b>0</b>	<b>14,998</b>	<b>14,998</b>	<b>29,996</b>	<b>14,488</b>	<b>14,226</b>	<b>28,714</b>
Stock Breeding and Feeding Products	21	Cereals and their flours	0	0	0	0	0	0	2,980	3,369	6,350
	22	Soybean	0	0	0	0	0	0	740	861	1,602
	23	Fruits and vegetables	0	0	0	0	0	0	6,737	8,432	15,170
	24	Wines,drinks and spirits	0	0	0	0	0	0	5,718	5,566	11,284

## 4.3.7.4 (A) Classification of freight in transit by nature and format

	Goods	Liquid bulk			Solid bulk			General merchandise		
		Loaded	Unloaded	Total	Loaded	Unloaded	Total	General merchandise containers		
								Loaded	Unloaded	Total
	27	Tinned food	0	0	0	0	0	1,152	1,052	2,205
	28	Tobacco, cocoa, coffee and spices	0	0	0	0	0	1,042	1,004	2,046
	29	Oils and greases	340,354	440,541	780,896	0	0	1,213	1,311	2,524
	30	Other foods	0	0	0	0	0	3,305	3,345	6,650
	33	Chilled or frozen fish	0	0	0	0	0	190	164	354
	37	Animal feed and fodder	0	0	0	6,268	7,146	13,413	15,096	30,395
	<b>Total</b>		<b>340,354</b>	<b>440,541</b>	<b>780,896</b>	<b>6,268</b>	<b>7,146</b>	<b>13,413</b>	<b>38,174</b>	<b>40,405</b>
Other goods	19	Wood and cork	0	0	0	0	0	2,622	2,480	5,102
	26	Paper and pulp	0	0	0	0	0	18,386	18,163	36,548
	31	Machinery, tools and spares	0	0	0	0	0	5,312	5,058	10,370
	34	Other goods	18,835	22,949	41,784	0	0	15,469	15,664	31,133
	<b>Total</b>		<b>18,835</b>	<b>22,949</b>	<b>41,784</b>	<b>0</b>	<b>0</b>	<b>41,789</b>	<b>41,365</b>	<b>83,154</b>
Vehicles and transport elements	32	Vehicles and their parts	0	0	0	0	0	18,862	18,543	37,405
	38	Ro-Ro traffic tare weights	0	0	0	0	0	0	0	0
	39	Containers tare	0	0	0	0	0	31,387	32,853	64,240
	<b>Total</b>		<b>0</b>	<b>0</b>	<b>0</b>	<b>0</b>	<b>0</b>	<b>50,250</b>	<b>51,395</b>	<b>101,645</b>
<b>Total</b>			<b>908,806</b>	<b>1,258.851</b>	<b>2,167.657</b>	<b>83,105</b>	<b>112,959</b>	<b>196,064</b>	<b>166,695</b>	<b>336,267</b>

4.3.7.4 (B) Classification of freight in transit by nature and format

Goods			General merchandise						Total		
			Conventional general merchandise			Total general merchandise					
			Loaded	Unloaded	Total	Loaded	Unloaded	Total	Loaded	Unloaded	Total
Power Products	1	Crude oil	0	0	0	0	0	0	0	0	0
	2	Fuel oil	0	0	0	309	367	676	309	54,649	54,958
	3	Gas oil	0	0	0	0	0	0	4,508	46,295	50,804
	4	Petrol	0	0	0	0	0	0	217,860	251,564	469,423
	6	Other petroleum products	0	0	0	398	284	682	398	26,242	26,641
	7	Energetic petroleum gases	0	0	0	0	0	0	0	0	0
	12	Steam coal and petroleum coke	0	0	0	26	26	52	26	26	52
	35	Natural gas and other gases	0	0	0	0	0	0	0	0	0
	51	Biofuel	0	0	0	3,073	3,020	6,093	323,519	396,318	719,837
		<b>Total</b>	<b>0</b>	<b>0</b>	<b>0</b>	<b>3,807</b>	<b>3,696</b>	<b>7,503</b>	<b>546,621</b>	<b>775,094</b>	<b>1,321,714</b>
Siderurgical and Metallurgic Products	8	Iron ore	0	0	0	0	0	0	0	0	0
	10	Other mineral ores	0	0	0	1,690	1,631	3,322	63,529	92,447	155,976
	11	Scrap iron	0	0	0	477	558	1,035	477	558	1,035
	13	Iron products	5,603	5,610	11,212	6,688	6,943	13,631	6,688	6,943	13,631
	36	Other metallurgic products	0	0	0	504	373	877	504	373	877
	<b>Total</b>	<b>5,603</b>	<b>5,610</b>	<b>11,212</b>	<b>9,359</b>	<b>9,506</b>	<b>18,865</b>	<b>71,198</b>	<b>100,322</b>	<b>171,519</b>	

**4.3.7.4 (B) Classification of freight in transit by nature and format**

Goods			General merchandise						Total		
			Conventional general merchandise			Total general merchandise					
			Loaded	Unloaded	Total	Loaded	Unloaded	Total	Loaded	Unloaded	Total
Non-metallic minerals	25	Salt	0	0	0	580	462	1,042	580	462	1,042
	52	Other non-metallic minerals	0	0	0	2,761	2,759	5,520	2,761	2,759	5,520
	<b>Total</b>		<b>0</b>	<b>0</b>	<b>0</b>	<b>3,340</b>	<b>3,221</b>	<b>6,562</b>	<b>3,340</b>	<b>3,221</b>	<b>6,562</b>
Fertilizers	14	Phosphates	0	0	0	0	0	0	0	0	0
	15	Potash	0	0	0	76	76	152	76	76	152
	16	Natural and artificial fertilizers	0	0	0	1,422	1,483	2,904	1,422	1,483	2,904
	<b>Total</b>		<b>0</b>	<b>0</b>	<b>0</b>	<b>1,498</b>	<b>1,559</b>	<b>3,056</b>	<b>1,498</b>	<b>1,559</b>	<b>3,056</b>
Chemical Products	17	Chemical Products	0	0	0	9,593	9,807	19,401	16,397	33,770	50,166
	<b>Total</b>		<b>0</b>	<b>0</b>	<b>0</b>	<b>9,593</b>	<b>9,807</b>	<b>19,401</b>	<b>16,397</b>	<b>33,770</b>	<b>50,166</b>
Construction materials	5	Asphalt	0	0	0	104	68	172	104	68	172
	18	Cement and clinker	0	0	0	0	0	0	14,998	14,998	29,996
	20	Manufactured building materials	0	0	0	14,384	14,159	28,543	14,384	14,159	28,543
	<b>Total</b>		<b>0</b>	<b>0</b>	<b>0</b>	<b>14,488</b>	<b>14,226</b>	<b>28,714</b>	<b>29,486</b>	<b>29,224</b>	<b>58,710</b>
Stock Breeding and Feeding Products	21	Cereals and their flours	0	0	0	2,980	3,369	6,350	2,980	3,369	6,350
	22	Soybean	0	0	0	740	861	1,602	740	861	1,602
	23	Fruits and vegetables	0	0	0	6,737	8,432	15,170	6,737	8,432	15,170

## 4.3.7.4 (B) Classification of freight in transit by nature and format

	Goods	General merchandise						Total			
		Conventional general merchandise			Total general merchandise			Loaded	Unloaded	Total	
		Loaded	Unloaded	Total	Loaded	Unloaded	Total				
	24	Wines,drinks and spirits	0	0	0	5,718	5,566	11,284	5,718	5,566	11,284
	27	Tinned food	0	0	0	1,152	1,052	2,205	1,152	1,052	2,205
	28	Tobacco, cocoa, coffee and spices	0	0	0	1,042	1,004	2,046	1,042	1,004	2,046
	29	Oils and greases	0	0	0	1,213	1,311	2,524	341,568	441,852	783,420
	30	Other foods	0	0	0	3,305	3,345	6,650	3,305	3,345	6,650
	33	Chilled or frozen fish	0	0	0	190	164	354	190	164	354
	37	Animal feed and fodder	0	0	0	15,096	15,299	30,395	21,363	22,445	43,808
	<b>Total</b>		<b>0</b>	<b>0</b>	<b>0</b>	<b>38,174</b>	<b>40,405</b>	<b>78,579</b>	<b>384,796</b>	<b>488,092</b>	<b>872,888</b>
Other goods	19	Wood and cork	0	0	0	2,622	2,480	5,102	2,622	2,480	5,102
	26	Paper and pulp	0	0	0	18,386	18,163	36,548	18,386	18,163	36,548
	31	Machinery, tools and spares	832	945	1,777	6,144	6,003	12,147	6,144	6,003	12,147
	34	Other goods	0	0	0	15,469	15,664	31,133	34,304	38,613	72,917
	<b>Total</b>		<b>832</b>	<b>945</b>	<b>1,777</b>	<b>42,621</b>	<b>42,310</b>	<b>84,931</b>	<b>61,456</b>	<b>65,259</b>	<b>126,715</b>
Vehicles and transport elements	32	Vehicles and their parts	0	0	0	18,862	18,543	37,405	18,862	18,543	37,405
	38	Ro-Ro traffic tare weights	0	0	0	0	0	0	0	0	0
	39	Containers tare	0	0	0	31,387	32,853	64,240	31,387	32,853	64,240
	<b>Total</b>		<b>0</b>	<b>0</b>	<b>0</b>	<b>50,250</b>	<b>51,395</b>	<b>101,645</b>	<b>50,250</b>	<b>51,395</b>	<b>101,645</b>
<b>Total</b>			<b>6,435</b>	<b>6,555</b>	<b>12,989</b>	<b>173,130</b>	<b>176,127</b>	<b>349,257</b>	<b>1,165,041</b>	<b>1,547,936</b>	<b>2,712,977</b>

## 4.4 Internal traffic (tonnes)

	Goods	Loaded	Unloaded	Total
Liquid bulks	Calcined petroleum coke, bitumen	0	0	0
	Uncalcined petroleum coke	6,058	6,058	12,116
	Rest of liquid bulk	2,300	2,300	4,599
	Rest of general merchandise	0	0	0
	Undenatured ethyl alcohol	0	0	0
	Acyclic alcohols and their derivatives	0	0	0
	Butane and propane	0	0	0
	Palm oil and its fractions, bulk	0	0	0
	Sulfuric acid, oleum	2,983	2,983	5,967
	crude petroleum oils	0	0	0
	Soybean oil and its bulk fractions	0	0	0
	Sunflower, safflower or cotton oils	0	0	0
	Condensed crude petroleum oils	0	0	0
	Oils and other distillation products	0	0	0
	Fuel	44,812	44,823	89,635
	Ketones and quinones	0	0	0
	Diphosphorus pentoxide, phosphoric acid	0	0	0
	Phenols, phenol-alcohols	0	0	0
	Gasoline and refined oil	0	0	0

## 4.4 Internal traffic (tonnes)

	Goods	Loaded	Unloaded	Total
	Natural gas	0	0	0
	Petroleum gas and other hydrocarbons	0	0	0
	Diesel	0	0	0
	Other vegetable fats and oils	0	0	0
	Biodiesel and its mixtures	6,985	6,978	13,963
	Mineral or chemical nitrogen fertilizers	0	0	0
	Anhydrous ammonia or in aqueous solution	0	0	0
	Gasoline	23,639	23,639	47,279
	Sodium hydroxide (caustic soda)	0	0	0
	Cyclic hydrocarbons	78,388	78,374	156,762
	Urea	0	0	0
	Ethers, ether-alcohols, ether-phenols	0	0	0
	Fruit juices or other fruits	0	0	0
		<b>165,165</b>	<b>165,156</b>	<b>330,321</b>
Dry bulks without special installation	Uncalcined petroleum coke	0	0	0
	Iron ore concentrates	0	0	0
	Rest of liquid bulk	0	0	0
	Rest of general merchandise	0	0	0
	Rest of solid bulk	0	0	0
	Hydraulic cements, in bulk	0	0	0
	Barley	0	0	0
	Vegetable materials, waste, residues	0	0	0

## 4.4 Internal traffic (tonnes)

Goods	Loaded	Unloaded	Total
Corn	0	0	0
Sulfates, alums, peroxosulfates	0	0	0
Ammonium sulfate	0	0	0
Cakes and other solid waste from extraction	0	0	0
potassium chloride	0	0	0
Firewood, sawdust, waste and scrap	0	0	0
Other slag and ashes	0	0	0
Wheat and meslin or tranquillón	0	0	0
Copper ores and their concentrates	0	0	0
Zinc ores and their concentrates	0	0	0
Titanium minerals and their concentrates	0	0	0
Mineral or chemical fertilizers	0	0	0
Waste and scrap (scrap)	0	0	0
Particle boards and similar	0	0	0
Carbonates, peroxocarbonates	0	0	0
Granulated slag (slag sand)	0	0	0
Urea	0	0	0
Coal, briquettes, ovoids, fuel	0	0	0
	<b>0</b>	<b>0</b>	<b>0</b>

## 4.4 Internal traffic (tonnes)

	Goods	Loaded	Unloaded	Total
General Merchandise	Empty containers and tanks	0	0	<b>0</b>
	Uncalcined petroleum coke	0	0	<b>0</b>
	Refined copper and copper alloys	0	0	<b>0</b>
	Passenger cars and other vehicles	0	0	<b>0</b>
	Trailers, semi-trailers and platforms	0	0	<b>0</b>
	Rest of liquid bulk	0	0	<b>0</b>
	Rest of general merchandise	240	240	<b>480</b>
	Rest of solid bulk	0	0	<b>0</b>
	Undenatured ethyl alcohol	0	0	<b>0</b>
	Acyclic alcohols and their derivatives	0	0	<b>0</b>
	Apricots (apricots, apricots)	0	0	<b>0</b>
	Butane and propane	0	0	<b>0</b>
	Palm oil and its fractions, bulk	0	0	<b>0</b>
	Sulfuric acid, oleum	0	0	<b>0</b>
	Sunflower, safflower or cotton oils	0	0	<b>0</b>
	Oils and other distillation products	0	0	<b>0</b>
	Fuel	0	0	<b>0</b>
	Flat rolled iron products	0	0	<b>0</b>
	Food preparations not expressed	0	0	<b>0</b>

## 4.4 Internal traffic (tonnes)

Goods	Loaded	Unloaded	Total
Ketones and quinones	0	0	0
Hydraulic cements, in bulk	0	0	0
Barley	0	0	0
Malt beer, packaged	0	0	0
Hydraulic cements, packaged	0	0	0
Onions, shallots, garlic, leeks	0	0	0
Vegetable materials, waste, residues	0	0	0
Corn	0	0	0
Raw eucalyptus wood	0	0	0
Raw coniferous wood	0	0	0
fresh apples	0	0	0
Iron or non-alloy steel profiles	0	0	0
Diphosphorus pentoxide, phosphoric acid	0	0	0
Sulfates, alums, peroxosulfates	0	0	0
Phenols, phenol-alcohols	0	0	0
Cakes and other solid waste from extraction	0	0	0
Prepared or preserved tomatoes	0	0	0
Fresh or chilled tomatoes	0	0	0
Firewood, sawdust, waste and scrap	0	0	0

## 4.4 Internal traffic (tonnes)

Goods	Loaded	Unloaded	Total
Gasoline and refined oil	0	0	0
natural gas	0	0	0
Petroleum gas and other hydrocarbons	0	0	0
Diesel	0	0	0
Other slag and ashes	0	0	0
Other vegetable fats and oils	0	0	0
Other vegetables prepared or preserved	0	0	0
Other vegetables, including wild	0	0	0
Biodiesel and its mixtures	0	0	0
Wheat and meslin or tranquillón	0	0	0
Copper ores and their concentrates	0	0	0
Mineral or chemical fertilizers	0	0	0
Mineral or chemical nitrogen fertilizers	0	0	0
Waste and scrap (scrap)	0	0	0
Particle boards and similar	0	0	0
Tares of containers and tanks	0	0	0
Defects of motor vehicles	0	0	0
Tares of trailers and semi-trailers	0	0	0
Melons, watermelons and papayas, fresh	0	0	0

## 4.4 Internal traffic (tonnes)

Goods	Loaded	Unloaded	Total
Asphalt-based bituminous mixtures	0	0	0
Carbonates, peroxocarbonates	0	0	0
Chemical wood pulp with soda	0	0	0
Passage	0	0	0
Sodium hydroxide (caustic soda)	0	0	0
Cyclic hydrocarbons	0	0	0
Nitrites, nitrates, except strontium	0	0	0
Crustaceans, whether or not peeled, live	0	0	0
Urea	0	0	0
Ethers, ether-alcohols, ether-phenols	0	0	0
Fruits or other fruits and other parts	0	0	0
Coal, briquettes, ovoids, fuel	0	0	0
Shelled bird eggs	0	0	0
Fruit juices or other fruits	0	0	0
Salt (including table and skimmed salt)	0	0	0
Fresh or dried citrus fruits	0	0	0
Plantains (bananas), including plantains	0	0	0
Empty vehicles and cars	0	0	0
<b>Total</b>	<b>240</b>	<b>240</b>	<b>480</b>
	<b>165,405</b>	<b>165,396</b>	<b>330,801</b>

## 4.5 Supplies

Supplies	Tons
Liquid fuels	106,337
Water	25,045
Ice	0
Provisions	0
Others	2
<b>Total</b>	<b>131,384</b>

## 4.6 Fish caught

Types	Weight (kg)	Value in first sale (euros)
Mollusks	41,856.39	375,881.53
<b>Total</b>	<b>41,856.39</b>	<b>375,881.53</b>
Crustaceans	48,067.57	496,475.05
<b>Total</b>	<b>48,067.57</b>	<b>496,475.05</b>
Fish	40,235.40	183,384.49
<b>Total</b>	<b>40,235.40</b>	<b>183,384.49</b>
<b>Total fish captures</b>	<b>130,159.36</b>	<b>1,055,741.07</b>

## 4.7 Container traffic

### 4.7.1 20-foot containers

		Domestic		Foreign		Total	
		Number	Tons	Number	Tons	Number	Tons
Loaded	Full	4,721	109,859	1,790	44,298	6,511	154,158
	Empty	1,043	2,602	1,487	2,995	2,530	5,597
	<b>Total</b>	<b>5,764</b>	<b>112,461</b>	<b>3,277</b>	<b>47,293</b>	<b>9,041</b>	<b>159,755</b>
Unloaded	Full	1,689	38,651	1,119	25,449	2,808	64,100
	Empty	4,887	10,578	2,374	5,853	7,261	16,431
	<b>Total</b>	<b>6,576</b>	<b>49,229</b>	<b>3,493</b>	<b>31,302</b>	<b>10,069</b>	<b>80,531</b>
<b>Total</b>		<b>12,340</b>	<b>161,690</b>	<b>6,770</b>	<b>78,595</b>	<b>19,110</b>	<b>240,286</b>

### 4.7.2 Containers over 20 foot

		Domestic		Foreign		Total	
		Number	Tons	Number	Tons	Number	Tons
Loaded	Full	17,965	342,648	7,538	156,454	25,503	499,102
	Empty	1,181	5,321	6,531	26,333	7,712	31,654
	<b>Total</b>	<b>19,146</b>	<b>347,969</b>	<b>14,069</b>	<b>182,787</b>	<b>33,215</b>	<b>530,756</b>
Unloaded	Full	3,921	64,945	4,957	94,690	8,878	159,635
	Empty	18,210	77,946	5,012	19,757	23,222	97,703
	<b>Total</b>	<b>22,131</b>	<b>142,891</b>	<b>9,969</b>	<b>114,447</b>	<b>32,100</b>	<b>257,338</b>
<b>Total</b>		<b>41,277</b>	<b>490,860</b>	<b>24,038</b>	<b>297,234</b>	<b>65,315</b>	<b>788,094</b>

### 4.7.3 Total containers of 20 foot or more

		Domestic		Foreign		Total	
		Number	Tons	Number	Tons	Number	Tons
Loaded	Full	22,686	452,507	9,328	200,752	32,014	653,259
	Empty	2,224	7,923	8,018	29,328	10,242	37,251
	<b>Total</b>	<b>24,910</b>	<b>460,430</b>	<b>17,346</b>	<b>230,080</b>	<b>42,256</b>	<b>690,510</b>
Unloaded	Full	5,610	103,595	6,076	120,140	11,686	223,735
	Empty	23,097	88,524	7,386	25,610	30,483	114,134
	<b>Total</b>	<b>28,707</b>	<b>192,120</b>	<b>13,462</b>	<b>145,750</b>	<b>42,169</b>	<b>337,870</b>
<b>Total</b>		<b>53,617</b>	<b>652,550</b>	<b>30,808</b>	<b>375,830</b>	<b>84,425</b>	<b>1.028,380</b>

### 4.7.4 20-foot or larger containers in transit

		Domestic		Foreign		Total	
		Number	Tons	Number	Tons	Number	Tons
Loaded	Full	2,767	55,740	5,761	110,791	8,528	166,531
	Empty	0	0	41	164	41	164
	<b>Total</b>	<b>2,767</b>	<b>55,740</b>	<b>5,802</b>	<b>110,955</b>	<b>8,569</b>	<b>166,695</b>
Unloaded	Full	2,758	55,673	5,783	111,891	8,541	167,564
	Empty	0	0	556	2,008	556	2,008
	<b>Total</b>	<b>2,758</b>	<b>55,673</b>	<b>6,339</b>	<b>113,899</b>	<b>9,097</b>	<b>169,572</b>
<b>Total</b>		<b>5,525</b>	<b>111,413</b>	<b>12,141</b>	<b>224,854</b>	<b>17,666</b>	<b>336,267</b>

#### 4.7.5 Total 20-foot equivalent unit (TEUS) containers

		Domestic		Foreign		Total	
		Number	Tons	Number	Tons	Number	Tons
Loaded	Full	41,746	452,507	17,002	200,752	58,748	653,259
	Empty	3,504	7,923	14,549	29,328	18,053	37,252
	<b>Total</b>	<b>45,250</b>	<b>460,430</b>	<b>31,551</b>	<b>230,080</b>	<b>76,801</b>	<b>690,511</b>
Unloaded	Full	9,734	103,595	11,042	120,140	20,776	223,735
	Empty	42,485	88,524	12,398	25,610	54,883	114,134
	<b>Total</b>	<b>52,219</b>	<b>192,120</b>	<b>23,440</b>	<b>145,750</b>	<b>75,659</b>	<b>337,869</b>
<b>Total</b>		<b>97,468</b>	<b>652,550</b>	<b>54,991</b>	<b>375,830</b>	<b>152,460</b>	<b>1,028,380</b>

#### 4.7.6 20-foot equivalent unit (TEUS) containers in transit

		Domestic		Foreign		Total	
		Number	Tons	Number	Tons	Number	Tons
Loaded	Full	4,487	55,740	10,630	110,791	15,117	166,531
	Empty	0	0	82	164	82	164
	<b>Total</b>	<b>4,487</b>	<b>55,740</b>	<b>10,712</b>	<b>110,955</b>	<b>15,199</b>	<b>166,695</b>
Unloaded	Full	4,481	55,673	10,543	111,891	15,024	167,564
	Empty	0	0	1,112	2,008	1,112	2,008
	<b>Total</b>	<b>4,481</b>	<b>55,673</b>	<b>11,655</b>	<b>113,899</b>	<b>16,136</b>	<b>169,572</b>
<b>Total</b>		<b>8,967</b>	<b>111,413</b>	<b>22,367</b>	<b>224,854</b>	<b>31,334</b>	<b>336,267</b>

## 4.7.7 Freight transported in containers classified by their nature

Goods	Domestic			Foreign			Total		
	Loaded	Unloaded	Total	Loaded	Unloaded	Total	Loaded	Unloaded	Total
1 Crude oil	0	0	<b>0</b>	0	0	<b>0</b>	0	0	<b>0</b>
2 Fuel oil	100	41	<b>141</b>	291	349	<b>640</b>	391	390	<b>781</b>
3 Gas oil	2	0	<b>2</b>	0	0	<b>0</b>	2	0	<b>2</b>
4 Petrol	11	0	<b>11</b>	0	0	<b>0</b>	11	0	<b>11</b>
6 Other petroleum products	384	0	<b>384</b>	398	284	<b>682</b>	782	284	<b>1,066</b>
7 Energetic petroleum gases	4,624	0	<b>4,624</b>	0	0	<b>0</b>	4,624	0	<b>4,624</b>
12 Steam coal and petroleum coke	329	135	<b>464</b>	231	26	<b>257</b>	560	161	<b>721</b>
35 Natural gas and other gases	212	0	<b>212</b>	0	0	<b>0</b>	212	0	<b>212</b>
51 Biofuel	21,795	2,793	<b>24,589</b>	18,113	262	<b>18,375</b>	39,908	3,055	<b>42,963</b>
<b>Total</b>	<b>27,457</b>	<b>2,970</b>	<b>30,426</b>	<b>19,033</b>	<b>920</b>	<b>19,954</b>	<b>46,490</b>	<b>3,890</b>	<b>50,380</b>
8 Iron ore	0	0	<b>0</b>	0	0	<b>0</b>	0	0	<b>0</b>
10 Other mineral ores	17	50	<b>68</b>	1,673	2,381	<b>4,054</b>	1,690	2,431	<b>4,121</b>
11 Scrap iron	179	10,451	<b>10,630</b>	297	379	<b>676</b>	477	10,830	<b>11,307</b>
13 Iron products	20,664	735	<b>21,399</b>	647	1,384	<b>2,032</b>	21,311	2,120	<b>23,431</b>
36 Other metallurgic products	301	58	<b>359</b>	1,401	316	<b>1,717</b>	1,702	374	<b>2,076</b>
<b>Total</b>	<b>21,162</b>	<b>11,295</b>	<b>32,457</b>	<b>4,019</b>	<b>4,460</b>	<b>8,478</b>	<b>25,180</b>	<b>15,755</b>	<b>40,935</b>
25 Salt	1,377	425	<b>1,803</b>	37	37	<b>74</b>	1,415	462	<b>1,877</b>
52 Other non-metallic minerals	6,372	4,824	<b>11,196</b>	3,539	1,038	<b>4,577</b>	9,911	5,862	<b>15,773</b>
<b>Total</b>	<b>7,749</b>	<b>5,249</b>	<b>12,998</b>	<b>3,577</b>	<b>1,075</b>	<b>4,651</b>	<b>11,326</b>	<b>6,324</b>	<b>17,650</b>

## 4.7.7 Freight transported in containers classified by their nature

Goods		Domestic			Foreign			Total			
		Loaded	Unloaded	Total	Loaded	Unloaded	Total	Loaded	Unloaded	Total	
Fertilizers	14	Phosphates	0	0	0	0	0	0	0	0	0
	15	Potash	0	0	0	76	76	152	76	76	152
	16	Natural and artificial fertilizers	1,726	739	2,466	832	4,921	5,753	2,558	5,660	8,218
	<b>Total</b>		<b>1,726</b>	<b>739</b>	<b>2,466</b>	<b>908</b>	<b>4,997</b>	<b>5,905</b>	<b>2,634</b>	<b>5,736</b>	<b>8,370</b>
Chemical Products	17	Chemical Products	26,323	1,919	28,242	15,542	8,297	23,839	41,865	10,216	52,081
	<b>Total</b>		<b>26,323</b>	<b>1,919</b>	<b>28,242</b>	<b>15,542</b>	<b>8,297</b>	<b>23,839</b>	<b>41,865</b>	<b>10,216</b>	<b>52,081</b>
Construction materials	5	Asphalt	171	5,745	5,916	37	0	37	208	5,745	5,953
	18	Cement and clinker	19,315	0	19,315	0	0	0	19,315	0	19,315
	20	Manufactured building materials	23,948	12,553	36,501	3,460	3,019	6,478	27,407	15,571	42,979
	<b>Total</b>		<b>43,434</b>	<b>18,298</b>	<b>61,732</b>	<b>3,497</b>	<b>3,019</b>	<b>6,515</b>	<b>46,930</b>	<b>21,316</b>	<b>68,247</b>
Stock Breeding and Feeding Products	21	Cereals and their flours	3,988	57	4,045	4,560	3,312	7,872	8,548	3,369	11,918
	22	Soybean	1	0	1	740	861	1,602	741	861	1,603
	23	Fruits and vegetables	3,664	279	3,943	8,560	8,328	16,888	12,224	8,607	20,831
	24	Wines,drinks and spirits	102,083	3,297	105,380	39,621	3,120	42,741	141,704	6,417	148,121
	27	Tinned food	2,500	227	2,727	1,665	855	2,520	4,165	1,082	5,247
	28	Tobacco, cocoa, coffee and spices	1,437	77	1,514	949	929	1,878	2,385	1,007	3,392
	29	Oils and greases	2,573	529	3,102	858	869	1,727	3,431	1,398	4,829
	30	Other foods	24,135	1,023	25,158	3,213	3,034	6,247	27,348	4,057	31,405

## 4.7.7 Freight transported in containers classified by their nature

Goods	Domestic			Foreign			Total		
	Loaded	Unloaded	Total	Loaded	Unloaded	Total	Loaded	Unloaded	Total
33 Chilled or frozen fish	167	77	<b>244</b>	190	164	<b>354</b>	357	241	<b>599</b>
37 Animal feed and fodder	34,949	15,754	<b>50,703</b>	1,208	1,048	<b>2,256</b>	36,157	16,802	<b>52,959</b>
<b>Total</b>	<b>175,496</b>	<b>21,321</b>	<b>196,817</b>	<b>61,565</b>	<b>22,521</b>	<b>84,086</b>	<b>237,061</b>	<b>43,842</b>	<b>280,903</b>
Other goods	19 Wood and cork	200	<b>216</b>	2,756	2,466	<b>5,221</b>	2,956	2,481	<b>5,437</b>
	26 Paper and pulp	1,093	230	<b>1,323</b>	18,170	17,952	<b>36,122</b>	19,263	<b>37,445</b>
	31 Machinery, tools and spares	9,335	5,935	<b>15,270</b>	4,505	4,188	<b>8,693</b>	13,840	<b>23,963</b>
	34 Other goods	50,453	14,955	<b>65,408</b>	12,255	9,623	<b>21,878</b>	62,708	<b>87,286</b>
<b>Total</b>	<b>61,082</b>	<b>21,135</b>	<b>82,217</b>	<b>37,685</b>	<b>34,229</b>	<b>71,914</b>	<b>98,767</b>	<b>55,364</b>	<b>154,131</b>
Vehicles and transport elements	32 Vehicles and their parts	2,911	81	<b>2,991</b>	19,021	18,531	<b>37,552</b>	21,931	<b>40,543</b>
	38 Ro-Ro traffic tare weights	0	0	<b>0</b>	0	0	<b>0</b>	0	<b>0</b>
	39 Containers tare	93,091	109,113	<b>202,204</b>	65,234	47,701	<b>112,936</b>	158,325	<b>315,140</b>
<b>Total</b>	<b>96,002</b>	<b>109,194</b>	<b>205,195</b>	<b>84,255</b>	<b>66,233</b>	<b>150,488</b>	<b>180,257</b>	<b>175,426</b>	<b>355,683</b>
<b>Total</b>	<b>460,430</b>	<b>192,120</b>	<b>652,550</b>	<b>230,080</b>	<b>145,750</b>	<b>375,830</b>	<b>690,511</b>	<b>337,870</b>	<b>1,028,380</b>

## 4.8 General summary of maritime traffic

### 4.8.1 General table no. 1

Item	Tons	
	Partial	Total
Liquid bulks	Oil products	14,385,604
	Natural gas	2,953,542
	Other liquid	5,227,648
	<b>Total</b>	<b>22,566,795</b>
Dry bulks		5,438,953
	<b>Total</b>	<b>5,438,953</b>
General Merchandise		1,842,087
	<b>Total</b>	<b>1,842,087</b>
Local traffic		330,801
	<b>Total</b>	<b>330,801</b>
Supplies	Oil products	106,337
	Other	25,047
	<b>Total</b>	<b>131,384</b>
Fresh fish		130
	<b>Total</b>	<b>130</b>
<b>Total</b>	<b>30,310,150</b>	<b>30,310,150</b>

**4.8.2 General table no. 2 (included in internal traffic, provisions and fresh fish)**

Item	Tons
Goods loaded	11,821,679
Goods unloaded	18,488,470
Goods transhipped	0
<b>Total</b>	<b>30,310,150</b>

## 4.8.3 General table no. 3

Items		Tons partials	Tons total
Foreign trade	Import	Liquid bulks	12,471,047
		Solid bulks	3,035,352
		General cargo	149,470
		<b>Total</b>	<b>15,655,869</b>
	Export	Liquid bulks	3,518,179
		Solid bulks	1,741,986
		General cargo	199,808
		<b>Total</b>	<b>5,459,973</b>
	<b>Total</b>	<b>21,115,842</b>	
	Domestic trade	5,535,139	<b>5,535,139</b>
Goods in transit	2,648,737	<b>2,648,737</b>	
Goods transshipment	0	<b>0</b>	
Equipments tares	548,117	<b>548,117</b>	
Fresh fish, supplies and local traffic	462,315	<b>462,315</b>	
<b>Total</b>		<b>30,310,150</b>	

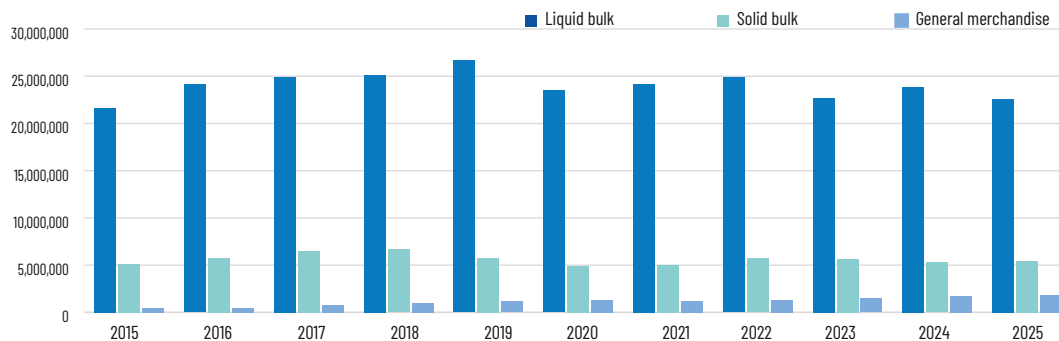
## 4.9 Land traffic

Transport system used for hinterland connections from or to port area	Loaded on vessel	Unloaded from vessel	Total
Railway	144,597	195,320	<b>339,917</b>
Road	3,057,566	3,475,572	<b>6,533,137</b>
Pipe	7,157,686	13,104,117	<b>20,261,803</b>
Other	0	0	<b>0</b>
Without land transport	1,165,041	1,547,936	<b>2,712,977</b>
<b>Total freight by transport</b>	<b>11,524,890</b>	<b>18,322,945</b>	<b>29,847,835</b>
Fresh Fish, Supplies & Local Traffic	296,789	165,526	<b>462,315</b>
<b>Total</b>	<b>11,821,679</b>	<b>18,488,470</b>	<b>30,310,150</b>

## 4.10 Graphs and historical series

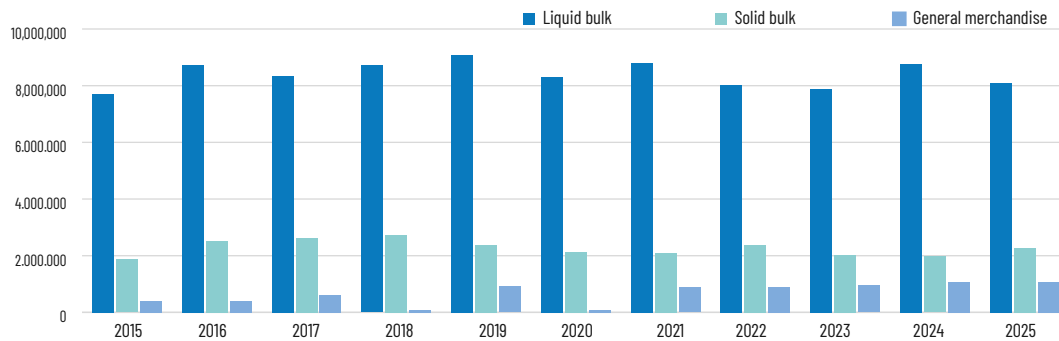
### 4.10.1 Freight traffic (Tonnes)

Item	2015	2016	2017	2018	2019	2020	2021	2022	2023	2024	2025
Liquid bulk	21,598,676	24,136,062	24,904,547	25,119,931	26,675,733	23,486,206	24,181,628	24,871,239	22,655,157	23,852,916	22,566,795
Solid bulk	5,137,350	5,759,383	6,487,378	6,662,399	5,755,664	4,886,834	5,029,739	5,711,606	5,671,421	5,293,079	5,438,953
General merchandise	480,024	485,784	785,447	984,754	1,145,359	1,299,903	1,190,359	1,296,694	1,459,115	1,742,738	1,842,087
<b>Total</b>	<b>27,216,051</b>	<b>30,381,229</b>	<b>32,177,372</b>	<b>32,767,084</b>	<b>33,576,756</b>	<b>29,672,943</b>	<b>30,401,726</b>	<b>31,879,539</b>	<b>29,785,693</b>	<b>30,888,733</b>	<b>29,847,835</b>
Fishing	2,294	2,032	2,010	1,903	208	162	178	172	162	115	130
Supplies	140,844	142,844	147,574	184,903	216,606	156,752	210,753	179,212	169,749	178,977	131,384
Internal traffic	16,246	31,067	5,616	12,974	20,156	89,363	73,337	86,740	130,358	42,245	330,801
<b>Total port traffic</b>	<b>27,375,435</b>	<b>30,557,172</b>	<b>32,332,572</b>	<b>32,966,864</b>	<b>33,813,726</b>	<b>29,919,220</b>	<b>30,685,994</b>	<b>32,145,663</b>	<b>30,085,963</b>	<b>31,110,070</b>	<b>30,310,150</b>



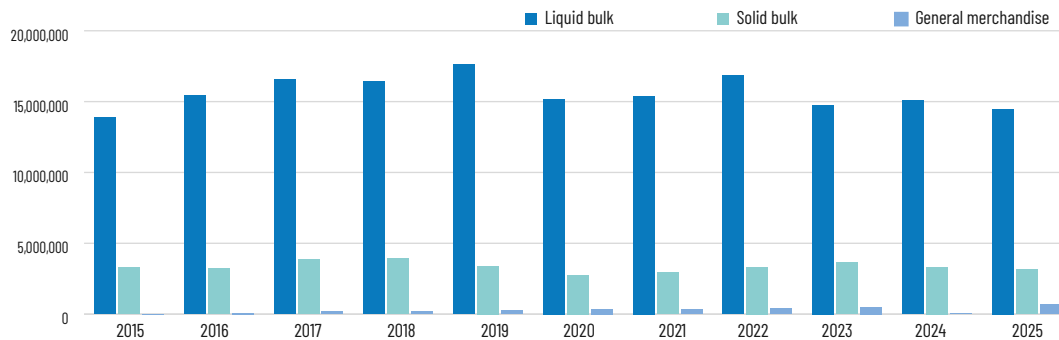
### 4.10.2 Loading of freight (Tonnes)

Item	2015	2016	2017	2018	2019	2020	2021	2022	2023	2024	2025
Liquid bulk	7,707,708	8,716,688	8,343,044	8,711,537	9,071,493	8,302,516	8,794,547	8,032,983	7,886,850	8,766,641	8,094,195
Solid bulk	1,862,907	2,520,384	2,630,859	2,727,449	2,368,016	2,129,739	2,084,791	2,386,626	2,013,490	1,969,308	2,282,301
General merchandise	402,904	411,272	617,926	796,030	910,027	946,140	875,845	884,106	947,436	1,082,798	1,148,395
<b>Total</b>	<b>9,973,520</b>	<b>11,648,345</b>	<b>11,591,829</b>	<b>12,235,016</b>	<b>12,349,536</b>	<b>11,378,395</b>	<b>11,755,183</b>	<b>11,303,715</b>	<b>10,847,776</b>	<b>11,818,747</b>	<b>11,524,891</b>



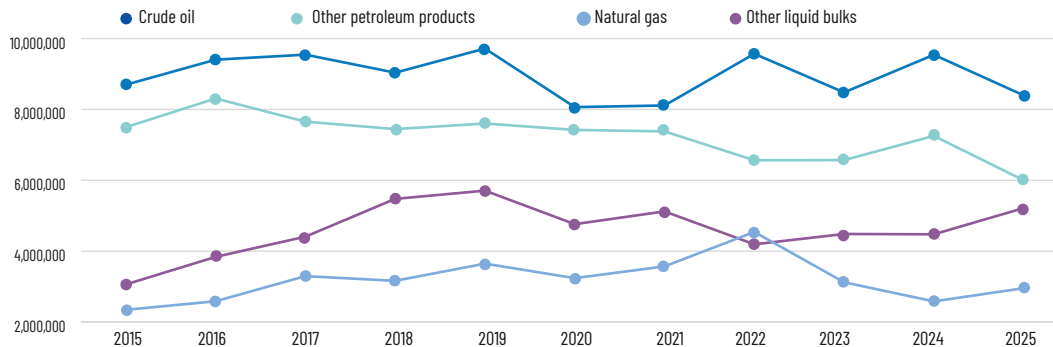
### 4.10.3 Unloading of freight (Tonnes)

Item	2015	2016	2017	2018	2019	2020	2021	2022	2023	2024	2025
Liquid bulk	13,890,968	15,419,374	16,558,448	16,408,394	17,604,240	15,183,691	15,387,081	16,838,257	14,768,308	15,086,275	14,472,600
Solid bulk	3,274,443	3,238,999	3,856,519	3,934,950	3,387,648	2,757,094	2,944,948	3,324,980	3,657,931	3,323,771	3,156,652
General merchandise	77,120	74,511	167,521	188,724	235,332	353,762	314,514	412,588	511,679	659,940	693,693
<b>Total</b>	<b>17,242,531</b>	<b>18,732,884</b>	<b>20,582,488</b>	<b>20,532,067</b>	<b>21,227,220</b>	<b>18,294,547</b>	<b>18,646,543</b>	<b>20,575,825</b>	<b>18,937,917</b>	<b>19,069,986</b>	<b>18,322,945</b>



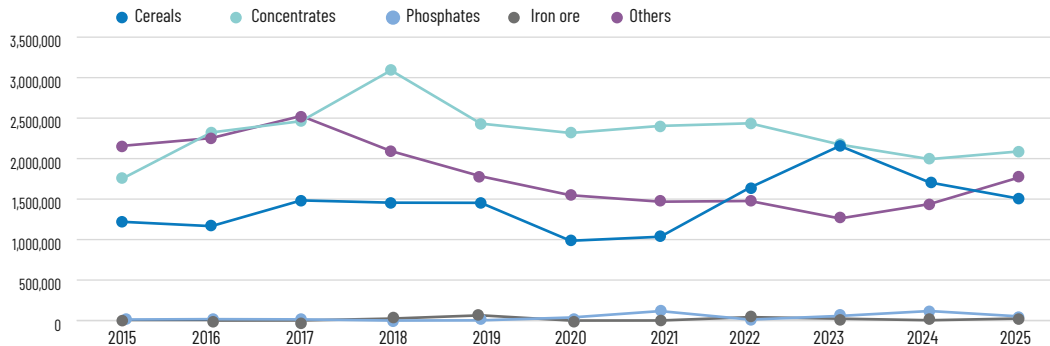
### 4.10.4 Liquid bulk (Tonnes)

Item	2015	2016	2017	2018	2019	2020	2021	2022	2023	2024	2025
Crude oil	8,697,291	9,404,839	9,546,506	9,037,649	9,719,012	8,066,009	8,111,689	9,571,061	8,480,711	9,543,229	8,397,590
Other petroleum products	7,498,643	8,308,769	7,655,353	7,445,026	7,602,519	7,422,112	7,379,968	6,565,878	6,569,944	7,252,941	6,000,870
Natural gas	2,342,717	2,584,973	3,294,070	3,162,051	3,646,593	3,236,807	3,569,190	4,541,828	3,120,835	2,581,569	2,953,754
Other liquid bulks	3,060,025	3,837,481	4,408,620	5,475,204	5,707,609	4,761,278	5,120,781	4,192,472	4,483,667	4,475,177	5,214,581
<b>Total</b>	<b>21,598,676</b>	<b>24,136,062</b>	<b>24,904,547</b>	<b>25,119,930</b>	<b>26,675,733</b>	<b>23,486,206</b>	<b>24,181,628</b>	<b>24,871,239</b>	<b>22,655,157</b>	<b>23,852,916</b>	<b>22,566,795</b>



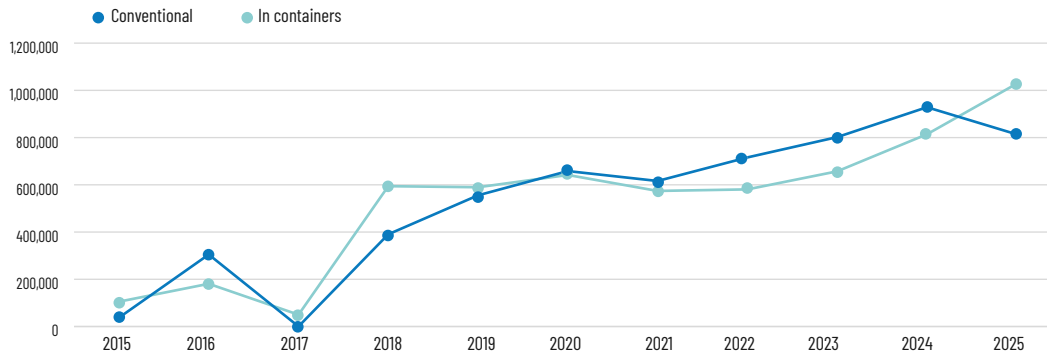
### 4.10.5 Solid bulk (Tonnes)

Item	2015	2016	2017	2018	2019	2020	2021	2022	2023	2024	2025	
Solid bulk	Cereals	1,219,839	1,165,837	1,483,717	1,455,740	1,454,037	985,275	1,034,791	1,642,978	2,156,946	1,705,754	1,504,679
	Concentrates	1,748,276	2,322,910	2,462,704	3,089,368	2,432,608	2,316,548	2,403,872	2,435,981	2,173,450	1,993,168	2,089,399
	Phosphates	12,572	17,098	14,285	0	22,820	37,276	116,639	114,330	57,134	117,398	51,302
	Iron ore	0	0	13,490	23,925	64,407	0	6,470	41,908	23,148	38,010	24,959
	Others	2,156,663	2,253,538	2,526,672	2,093,366	1,781,792	1,547,735	1,467,967	1,476,408	1,260,743	1,438,749	1,768,614
	<b>Total</b>	<b>5,137,350</b>	<b>5,759,383</b>	<b>6,487,378</b>	<b>6,662,399</b>	<b>5,755,664</b>	<b>4,886,834</b>	<b>5,029,739</b>	<b>5,711,605</b>	<b>5,671,421</b>	<b>5,293,079</b>	<b>5,438,953</b>



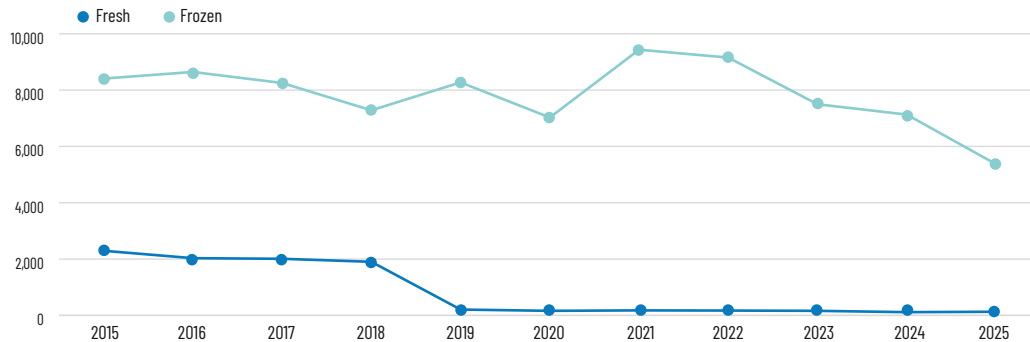
### 4.10.6 General freight (Tonnes)

Item	2015	2016	2017	2018	2019	2020	2021	2022	2023	2024	2025
General freight											
Conventional	374,840	304,911	285,627	390,541	555,580	658,209	616,246	716,030	802,032	928,640	813,707
In containers	105,184	180,873	499,820	594,212	589,779	641,694	574,113	580,665	657,083	814,098	1,028,380
<b>Total</b>	<b>480,024</b>	<b>485,784</b>	<b>785,447</b>	<b>984,753</b>	<b>1,145,359</b>	<b>1,299,903</b>	<b>1,190,359</b>	<b>1,296,695</b>	<b>1,459,115</b>	<b>1,742,738</b>	<b>1,842,087</b>



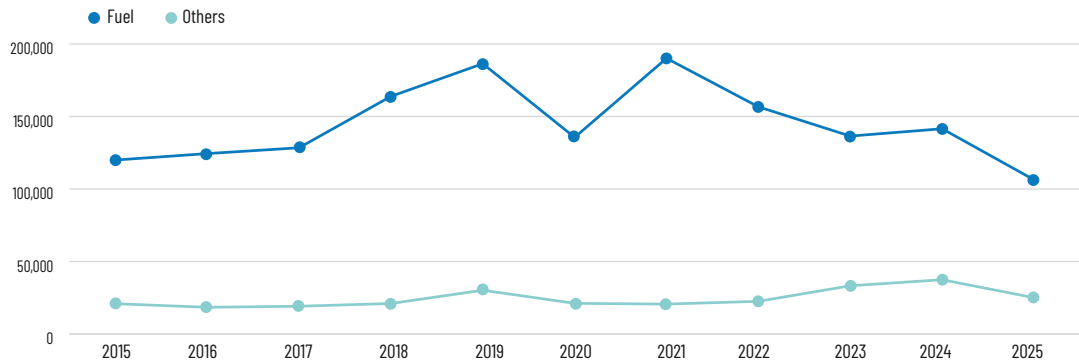
### 4.10.7 Fishing (Tonnes)

Item	2015	2016	2017	2018	2019	2020	2021	2022	2023	2024	2025
Fresh	2,294	2,032	2,010	1,903	208	162	178	172	162	115	130
Frozen	8,409	8,644	8,252	7,283	8,273	7,027	9,434	9,154	7,497	7,131	5,371
<b>Total</b>	<b>10,703</b>	<b>10,676</b>	<b>10,262</b>	<b>9,186</b>	<b>8,481</b>	<b>7,189</b>	<b>9,612</b>	<b>9,326</b>	<b>7,659</b>	<b>7,246</b>	<b>5,501</b>



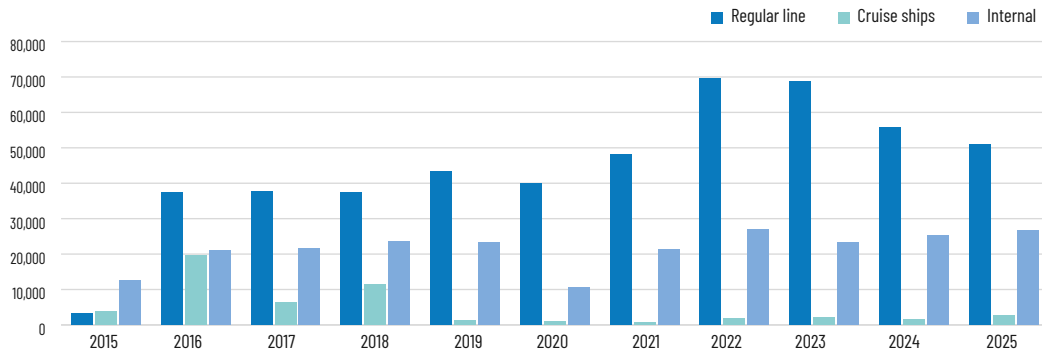
### 4.10.8 Supplies (Tonnes)

Item	2015	2016	2017	2018	2019	2020	2021	2022	2023	2024	2025
Fuel	119,958	124,420	128,427	163,869	186,428	135,613	190,134	156,675	136,491	141,545	106,337
Others	20,886	18,424	19,147	21,034	30,178	21,139	20,618	22,537	33,259	37,432	25,047
<b>Total</b>	<b>140,844</b>	<b>142,844</b>	<b>147,574</b>	<b>184,903</b>	<b>216,606</b>	<b>156,752</b>	<b>210,752</b>	<b>179,212</b>	<b>169,750</b>	<b>178,977</b>	<b>131,384</b>



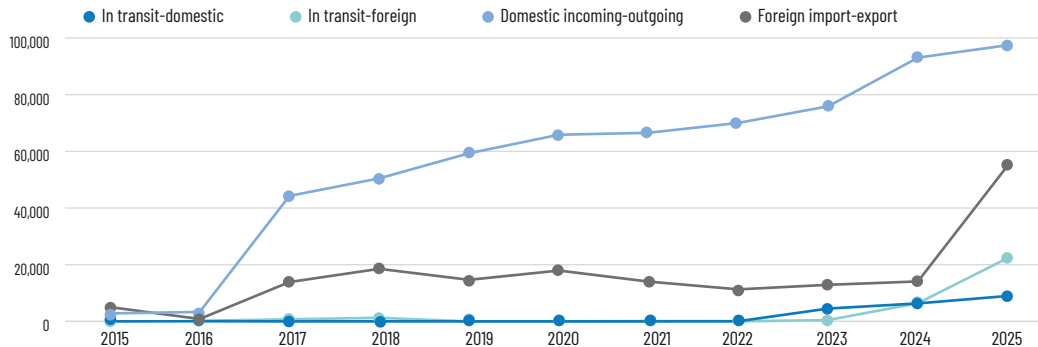
### 4.10.9 Passengers

Items	2015	2016	2017	2018	2019	2020	2021	2022	2023	2024	2025
Regular line	33,460	37,287	37,758	37,505	43,244	39,911	48,108	69,665	68,831	55,651	51,003
Cruise ships	3,730	19,573	6,359	11,533	1,357	934	584	1,956	2,024	1,656	2,678
Internal	12,507	21,116	21,647	23,445	23,226	10,655	21,383	27,068	23,214	25,278	26,670
<b>Total</b>	<b>49,697</b>	<b>77,976</b>	<b>65,764</b>	<b>72,483</b>	<b>67,827</b>	<b>51,500</b>	<b>70,075</b>	<b>98,689</b>	<b>94,069</b>	<b>82,585</b>	<b>80,351</b>



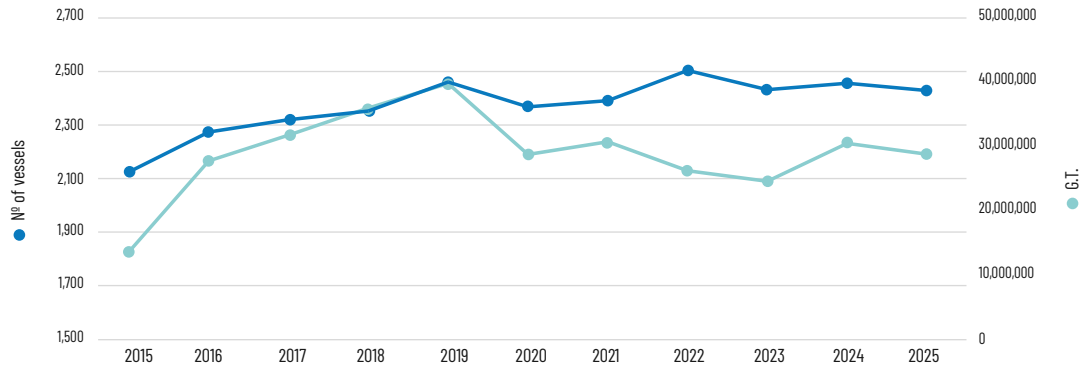
### 4.10.10 Containers

Item	2015	2016	2017	2018	2019	2020	2021	2022	2023	2024	2025
In transit-domestic	-	56	-	16	4	0	6	60	4,525	6,343	8,967
In transit-foreign	-	198	750	1,256	4	0	112	4	475	6,401	22,367
Domestic incoming-outgoing	2,792	3,342	44,283	50,470	59,317	65,863	66,551	70,046	75,897	93,073	97,468
Foreign import-export	5,042	8,480	13,883	18,546	14,661	17,939	14,038	11,297	12,905	14,093	54,991
<b>Total</b>	<b>7,834</b>	<b>11,822</b>	<b>58,916</b>	<b>70,288</b>	<b>73,986</b>	<b>83,802</b>	<b>80,707</b>	<b>81,407</b>	<b>93,802</b>	<b>119,910</b>	<b>183,793</b>



### 4.10.11 Vessels

Item	2015	2016	2017	2018	2019	2020	2021	2022	2023	2024	2025
G.T.	27,016,518	33,453,338	35,441,146	36,843,807	41,533,238	37,516,958	38,521,089	43,390,353	40,292,269	41,335,988	40,150,214
N.º of vessels	1,839	2,191	2,291	2,396	2,491	2,216	2,265	2,153	2,112	2,259	2,217



## 4.10.12 Historical evolution of traffic

	Loading	Unloading	Total
1906	2,317,818	228,816	<b>2,546,634</b>
1907	2,540,138	238,483	<b>2,778,621</b>
1908	2,579,431	299,646	<b>2,879,077</b>
1909	2,422,416	305,898	<b>2,728,314</b>
1910	2,604,468	324,046	<b>2,928,514</b>
1911	3,127,562	358,078	<b>3,485,640</b>
1912	3,214,333	365,440	<b>3,579,773</b>
1913	3,112,345	360,302	<b>3,472,647</b>
1914	2,689,974	347,255	<b>3,037,229</b>
1915	2,243,399	288,981	<b>2,532,380</b>
1916	2,736,190	339,391	<b>3,075,581</b>
1917	2,161,366	322,696	<b>2,484,062</b>
1918	1,226,633	186,283	<b>1,412,916</b>
1919	905,838	196,598	<b>1,102,436</b>
1920	1,661,569	205,940	<b>1,867,509</b>
1921	1,491,916	231,097	<b>1,723,013</b>
1922	2,088,024	241,587	<b>2,329,611</b>
1923	1,913,412	244,686	<b>2,158,098</b>
1924	2,320,751	258,431	<b>2,579,182</b>

	Loading	Unloading	Total
1925	2,284,578	292,530	<b>2,577,108</b>
1926	2,233,315	233,280	<b>2,466,595</b>
1927	2,478,612	296,847	<b>2,775,459</b>
1928	2,929,038	272,059	<b>3,201,097</b>
1929	3,164,120	312,712	<b>3,476,832</b>
1930	3,040,881	318,193	<b>3,359,074</b>
1931	2,010,641	218,538	<b>2,229,179</b>
1932	1,839,245	149,396	<b>1,988,641</b>
1933	2,044,807	199,677	<b>2,244,484</b>
1934	2,170,497	199,446	<b>2,369,943</b>
1935	2,158,109	202,067	<b>2,360,176</b>
1936	1,917,566	140,689	<b>2,058,255</b>
1937	2,341,329	178,667	<b>2,519,996</b>
1938	2,260,050	179,883	<b>2,439,933</b>
1939	1,613,395	208,547	<b>1,821,942</b>
1940	1,023,501	204,727	<b>1,228,228</b>
1941	612,176	274,093	<b>886,269</b>
1942	546,170	255,485	<b>801,655</b>
1943	502,918	268,934	<b>771,852</b>

## 4.10.12 Historical evolution of traffic

	Loading	Unloading	Total
1944	515,891	292,484	<b>808,375</b>
1945	742,914	217,251	<b>960,165</b>
1946	854,203	168,155	<b>1,022,358</b>
1947	1,199,734	182,613	<b>1,382,347</b>
1948	1,387,537	235,229	<b>1,622,766</b>
1949	1,399,470	224,003	<b>1,623,473</b>
1950	1,548,042	215,926	<b>1,763,968</b>
1951	1,981,404	212,315	<b>2,193,719</b>
1952	2,090,472	286,763	<b>2,377,235</b>
1953	1,624,546	283,965	<b>1,908,511</b>
1954	2,019,934	310,106	<b>2,330,040</b>
1955	2,107,994	300,851	<b>2,408,845</b>
1956	2,168,188	310,483	<b>2,478,671</b>
1957	2,258,189	325,679	<b>2,583,868</b>
1958	2,050,801	751,819	<b>2,802,620</b>
1959	2,238,953	844,054	<b>3,083,007</b>
1960	2,735,354	2,719,570	<b>5,454,924</b>
1961	2,527,281	2,400,797	<b>4,928,078</b>
1962	2,191,918	511,020	<b>2,702,938</b>
1963	2,044,534	520,465	<b>2,564,999</b>

	Loading	Unloading	Total
1964	2,352,655	722,869	<b>3,075,524</b>
1965	2,404,309	863,231	<b>3,267,540</b>
1966	2,218,644	628,353	<b>2,846,997</b>
1967	2,821,195	1,835,639	<b>4,656,834</b>
1968	4,112,876	2,512,845	<b>6,625,721</b>
1969	4,515,724	3,150,418	<b>7,666,142</b>
1970	4,919,684	3,947,269	<b>8,866,953</b>
1971	5,172,064	4,793,535	<b>9,965,599</b>
1972	4,587,721	5,008,209	<b>9,595,930</b>
1973	4,548,356	5,170,413	<b>9,718,769</b>
1974	5,163,782	5,754,096	<b>10,917,878</b>
1975	5,261,941	5,810,699	<b>11,072,640</b>
1976	5,115,254	5,431,747	<b>10,547,001</b>
1977	5,534,398	6,522,532	<b>12,056,930</b>
1978	5,231,982	6,254,944	<b>11,486,926</b>
1979	4,290,474	6,194,809	<b>10,485,283</b>
1980	4,694,607	5,383,289	<b>10,077,896</b>
1981	4,826,602	6,111,955	<b>10,938,557</b>
1982	4,295,594	5,164,488	<b>9,460,082</b>
1983	4,338,156	5,348,147	<b>9,686,303</b>

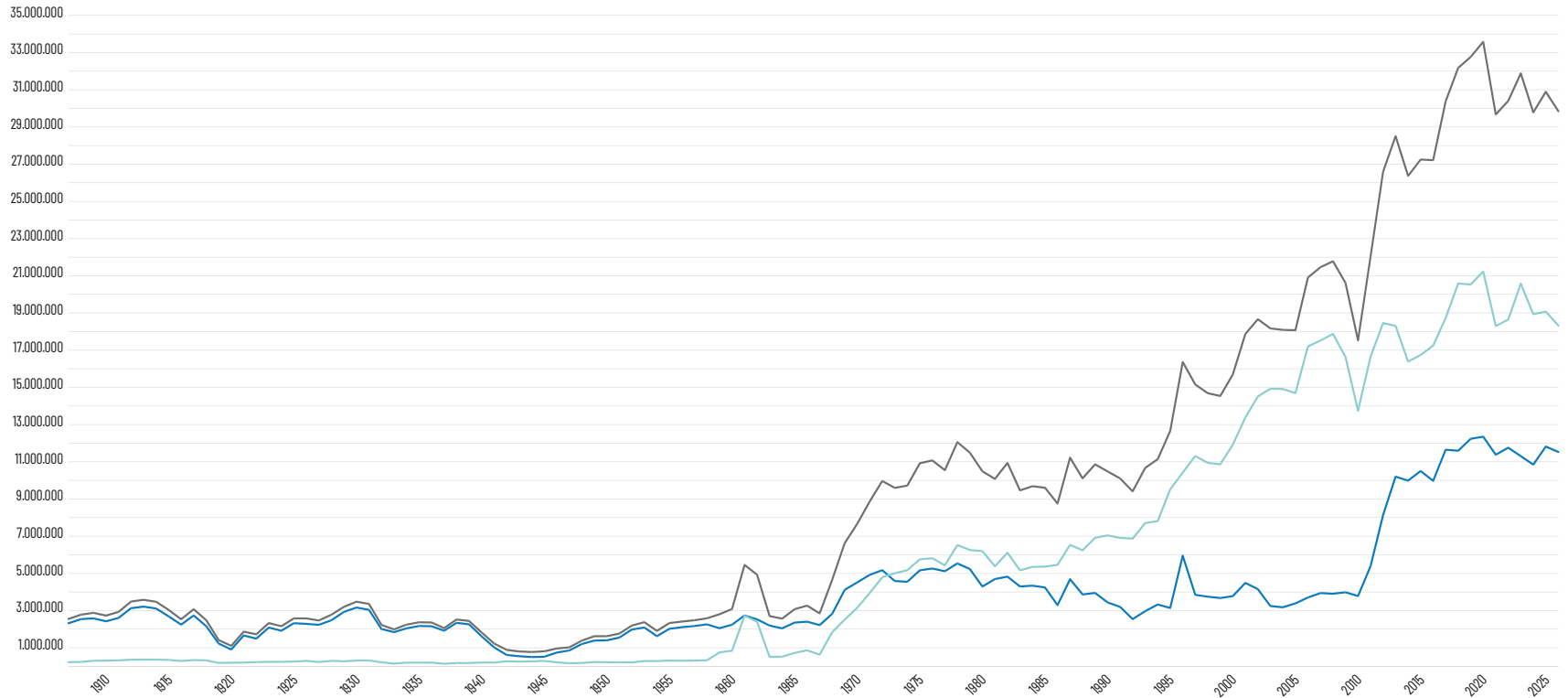
## 4.10.12 Historical evolution of traffic

	Loading	Unloading	Total
1984	4,241,004	5,362,388	<b>9,603,392</b>
1985	3,292,534	5,458,477	<b>8,751,011</b>
1986	4,687,984	6,532,923	<b>11,220,907</b>
1987	3,865,666	6,240,025	<b>10,105,691</b>
1988	3,949,018	6,912,239	<b>10,861,257</b>
1989	3,437,320	7,043,239	<b>10,480,559</b>
1990	3,198,549	6,905,616	<b>10,104,165</b>
1991	2,539,749	6,867,302	<b>9,407,051</b>
1992	2,966,581	7,702,971	<b>10,669,552</b>
1993	3,327,083	7,808,627	<b>11,135,710</b>
1994	3,139,876	9,518,760	<b>12,658,636</b>
1995	5,949,307	10,414,518	<b>16,363,825</b>
1996	3,846,330	11,307,771	<b>15,154,101</b>
1997	3,745,083	10,940,902	<b>14,685,985</b>
1998	3,674,992	10,862,341	<b>14,537,333</b>
1999	3,776,835	11,915,914	<b>15,692,749</b>
2000	4,488,413	13,382,100	<b>17,870,513</b>
2001	4,151,251	14,512,151	<b>18,663,402</b>
2002	3,244,488	14,926,214	<b>18,170,702</b>
2003	3,176,563	14,913,309	<b>18,089,872</b>
2004	3,386,398	14,686,969	<b>18,073,367</b>

	Loading	Unloading	Total
2005	3,703,464	17,201,416	<b>20,904,880</b>
2006	3,941,040	17,518,867	<b>21,459,907</b>
2007	3,905,114	17,873,885	<b>21,778,999</b>
2008	3,983,872	16,633,412	<b>20,617,284</b>
2009	3,782,023	13,743,511	<b>17,525,534</b>
2010	5,384,347	16,644,509	<b>22,028,856</b>
2011	8,129,653	18,457,860	<b>26,587,513</b>
2012	10,200,850	18,305,454	<b>28,506,304</b>
2013	9,985,445	16,384,058	<b>26,369,503</b>
2014	10,504,410	16,741,670	<b>27,246,080</b>
2015	9,973,520	17,242,531	<b>27,216,051</b>
2016	11,648,345	18,732,884	<b>30,381,229</b>
2017	11,591,829	20,582,488	<b>32,174,317</b>
2018	12,235,016	20,532,067	<b>32,767,083</b>
2019	12,349,536	21,227,220	<b>33,576,756</b>
2020	11,378,395	18,294,547	<b>29,672,942</b>
2021	11,755,183	18,646,543	<b>30,401,726</b>
2022	11,303,715	20,575,825	<b>31,879,539</b>
2023	10,847,776	18,937,917	<b>29,785,693</b>
2024	11,818,747	19,069,986	<b>30,888,733</b>
2025	11,524,891	18,322,945	<b>29,847,836</b>

**Evolution of traffic (Tonnes)**

— Loading — Unloading — Total



# 5 Use of the port

## 5.1 Use of quays

Quay or berth		Loading	Unloading	Transit	Local traffic	Total
H-0010-Levante comercial	General freight	184			240	<b>424</b>
	General freight	0				<b>0</b>
H-0015-Oil Tankers	Liquids bulk	2,903,165	226,955	37,467	32,477	<b>3,200,063</b>
	General freight	26,316				<b>26,316</b>
H-0020-Ores	Solids bulk	4,134	842,029	7,146		<b>853,309</b>
	General freight	74,958	58,696	1,784	240	<b>135,679</b>
H-0025-Ingeniero Juan Gonzalo	Liquids bulk	16,205	18,672			<b>34,877</b>
	Solids bulk	982,567	1,372,402			<b>2,354,969</b>
H-0027-Ciudad de Palos	General freight	22,881	43,615	11,205		<b>77,701</b>
	Liquids bulk		1,225			<b>1,225</b>
H-0033-Impala Terminals	Solids bulk	283,388	821,282	36,264		<b>1,140,933</b>
	General freight		15,991			<b>15,991</b>
	Solids bulk	929,107		152,654		<b>1,081,762</b>

## 5.1 Use of quays

Quay or berth		Loading	Unloading	Transit	Local traffic	Total
H-0035-Atlantic Copper North	Liquids bulk	3,500			2,983	<b>6,483</b>
H-0057-Atlantic Copper South TNP-1	Liquids bulk	492,920	145		2,983	<b>496,048</b>
H-0060-South Quay	General freight	850,925	399,265	336,267		<b>1,586,457</b>
H-0062-Enagás Jetty	Liquids bulk	215,130	2,738.412			<b>2,953,542</b>
H-0070-Fertilizers Jetty	Liquids bulk	99,949				<b>99,949</b>
H-0075-Atlantic Copper TNP-2	Liquids bulk	189,391				<b>189,391</b>
H-0085-Fertinagro Jetty - South	Liquids bulk		211,886			<b>211,886</b>
H-0090-Reina Sofía	Liquids bulk	1,594,131	1,139.868	26,854	138,546	<b>2,899,399</b>
H-0092-Decal Jetty	Liquids bulk	1,670.998	478,996	2,103.336	153,332	<b>4,406,661</b>
	Solids bulk		7,980			<b>7,980</b>
H-0095-Crude oil single buoy	Liquids bulk		8,397.590			<b>8,397,590</b>
<b>Total</b>		<b>10,359,849</b>	<b>16,775.009</b>	<b>2,712.977</b>	<b>330,801</b>	<b>30,178,636</b>

## 5.2 Docks

Number of vessels docked	1,541
G.T. of vessels docked	28,718,539
G.T. per days docked	80,038,864

## 5.4 Berths

Number of vessels berthed	2,485
Linear metres of berthing (sum of lengths)	348,260
Linear metres per days berthed	810,680

## 5.5 Surface occupation (no data)

Areas	Uncovered (m <sup>2</sup> /day)	Covered and open (m <sup>2</sup> /day)	Closed (m <sup>2</sup> /day)	Total (m <sup>2</sup> /day)
Docks area	-	-	-	-
Other areas	-	-	-	-
Total	-	-	-	-

## 5.3 Anchoring

Number of vessels anchored	5
G.T. of vessels anchored	392,504
G.T. per days of vessels anchored	476,825

## 5.6 Ground mechanical means (no data)

### 5.6.1 Cranes

Crane type	With hook		With clamshell bucket		Total	
	Hours	Tonnes	Hours	Tonnes	Hours	Tonnes
<b>Service cranes</b>						
Up to 6 tonnes	-	-	-	-	-	-
Between 7 and 12 tonnes	-	-	-	-	-	-
Between 13 and 16 tonnes	-	-	-	-	-	-
Over 16 tonnes	-	-	-	-	-	-
<b>Total service cranes</b>	-	-	-	-	-	-
<b>Private cranes</b>						
Up to 6 tonnes	-	-	-	-	-	-
Between 7 and 12 tonnes	-	-	-	-	-	-
Between 13 and 16 tonnes	-	-	-	-	-	-
Over 16 tonnes	-	-	-	-	-	-
<b>Total private cranes</b>	-	-	-	-	-	-

### 5.6.2 Special installations (mobile cranes)

Installation and owner	Hours	Tonnes
Gottwald HMK 330 mobile crane - Ingeniero Juan Gonzalo Quay	579,00	378,087
Gottwald HMK 500-EG Ership mobile crane - Ingeniero Juan Gonzalo Quay	1,224.58	682,092
Gottwald GHMK 6507B Ership mobile crane - Ingeniero Juan Gonzalo Quay	948,26	528,582
Gottwald HMK 6407B Ership mobile crane - Ingeniero Juan Gonzalo Quay	1,280.84	713,028
Liebherr LHM 400 Algeposa mobile crane - Ingeniero Juan Gonzalo Quay	646,00	306,204
Liebherr LHM 500 Algeposa mobile crane - Ingeniero Juan Gonzalo Quay	1,296.00	614,304
Liebherr LHM 600 Algeposa mobile crane - Ingeniero Juan Gonzalo Quay	1,542.00	731,908
Liebher LHM 400 Berge mobile crane - Ingeniero Juan Gonzalo Quay	1,082.00	533,426
Liebher LHM 550 Berge mobile crane - Ingeniero Juan Gonzalo Quay	1,135.00	1,432,370
<b>Totales</b>	<b>9,733.68</b>	<b>5,920,001</b>

### 5.7 Fork lifts

N.º of hours	6,145
--------------	-------

### 5.9 Loaders

N.º of hours	32,279
--------------	--------

### 5.11 Wagons

Net Tonnes Towed-Pushed	542,606
-------------------------	---------

### 5.14 Floating cranes

Not applicable.

### 5.8 Conveyor belts

N.º of hours	831
--------------	-----

### 5.10 Manoeuvring traction

Nº of circulations RFAPH	1,998
--------------------------	-------

### 5.13 Weighbridges

	Ingeniero Juan Gonzalo Quay Weighbridge	South Quay Weighbridge	FF.CC. Weighbridge
Total tares	11,305	320	-
Total gross	30,172	320	-

## 5.15 Tugs

Nº. of services	Nº. of hours
2,818	3,503.2

## 5.16 Slipways\*

Nº. of slipways	Tonnes pulled up slipways**
-	-

\* The only existing slipways are in the shipyards.

\*\* Sum of the GT of the vessels.

# 6 Investments

## 6.1 Investments in progress or finished in 2025

### Investments in progress or finished in 2025

Code	Name of work	Approved budget (euros)	Initially approved amount (euros)	Approved in year (euros)	Situation
<b>a) In new work projects</b>					
HU00093 (HU1E9003)	New Single Access to the Outer Port	3,621,178.96	3,621,178.96	601,978.09	Finished
SPIN HU00018 (HU1A3010)	New ro-ro platform at the south dock of the port of Huelva	21,148,985.63	21,148,985.63	2,949,766.28	Finished
HU00151 (HU1A3011)	Dock for Liquid Bulk Terminal	861,414.89	704,619.89	62,705.64	In progress
HU00179	Rehabilitation of the old estihuelva building	744,465.01	638,754.26	638,754.26	In progress
HU00089	General route rehabilitation 2 (A.T. drafting project)	105,800.00	77,372.00	77,372.00	In progress
HU00093 (HU1E2007)	Development of new functionalities of the railway security facilities of the Port of Huelva (Phase 2 WP 4.2) (MRR)	2,812,252.82	2,812,252.82	111,103.15	Finished
HU00090	Railway terminal expansion. South Pier (MRR)	6,392,201.63	1,620,342.86	1,620,342.86	In progress
HU00094 (HU1E90049)	New link between the N-442 and the single access to the outer port	2,845,212.03	2,845,212.03	472,982.78	Finished
HU00066	New access controls to the Outer Port	337,949.22	88,676.91	88,676.91	In progress
HU00095 (HU1F9001)	APH cold conduction network	6,124,368.39	5,720,093.28	5,305,283.87	In progress

## Investments in progress or finished in 2025

Code	Name of work	Approved budget (euros)	Initially approved amount (euros)	Approved in year (euros)	Situation
HU00068 (HU1D9001)	Energy efficiency plan	372,030.10	350,802.26	57,848.94	In progress
HU00123	Enclosure for dredged products No. 4. 2nd Phase. (MRR)	9,350,982.90	4,233,232.77	4,233,232.77	In progress
SPIN HU00138 (HU1H9010)	Digitization of port processes	5,649,821.41	3,426,951.17	1,501,226.73	In progress
HU00175	iRAIL	313,628.68	184,776.17		In progress
HU00143 (HU1I1003)	Network infrastructure and cybersecurity	29,616.76	29,616.76	29,616.76	Finished
HU00144 (HU1I9001)	Sensorization and digitalization of infrastructures	2,620,476.40	2,009,965.16	645,645.25	In progress
HU00172	RAPID project	1,227,317.94	1,101,543.71	885,596.04	In progress
HU00105 (HU1G5005)	IT equipment	195,023.11	96,701.45	83,892.73	In progress
HU00134	Adaptation of technologies to the port environment	8,500.00	8,500.00	8,500.00	Finished
HU00155	A.T. Project development and marketing of the Levante Pier	1,595,455.00	427,205.00	118,695.00	In progress
HU00054 (HU1B4009)	Enabling the Levante Pier	579,817.75	557,009.43		In progress
HU00171	Enabling Avenida Hispanoamérica	296,975.00	219,175.38	219,175.38	In progress
HU00111 (HU1H1005)	Rehabilitation to guarantee the structural stability of the loading dock of the Spanish Mining Company of Tharsis	6,969,151.94	6,969,151.94	2,392,641.71	In progress
HU00098 (HU1G2001)	Technical Assistance	1,316,227.16	749,657.46	355,667.45	In progress
HU00104 (HU1G4002)	Settlements	56,851.89	56,851.89	56,851.89	Finished
HU00132 (HU1H9001)	Small budget works	3,517,449.58	2,445,579.92	2,410,287.45	In progress

Code	Name of work	Approved budget (euros)	Initially approved amount (euros)	Approved in year (euros)	Situation
HU00131	2% cultural	179.293,88	179.293,88	179.293,88	Finished
HU00142(HU111002)	Applications and right of use	1,323,266.86	186,596.62	186,596.62	In progress
<b>Sum a)</b>				<b>25.293.734,44</b>	
<b>b) In Conservation and Maintenance Projects</b>					
	Dredging maintenance works			2,598,643.33	Finished
	Conservation files			3,032,255.04	In progress
<b>Sum b)</b>				<b>5,630,898.37</b>	

Resume	
a) Investments in new work projects	25.293.734,44
b) Investments in conservation projects	5,630,898.37
<b>Total</b>	<b>30.924.632,81</b>

## 6.2 Description of the most significant investments

During 2025, the Huelva Port Authority invested €25.2 million to adapt its infrastructure to current requirements.

### The following major projects were completed in 2025:

1. Refurbishment to ensure the structural stability and safety of the Tharsis Spanish Mining Company's cargo quay.
2. New Ro-Ro platform on the south quay of the Port of Huelva.
3. Fishing jetty.
4. Connection of the ore-loading quay of the former Riotinto company.

A brief description of these is given below:

### 1. Refurbishment to ensure the structural stability and safety of the Loading Quay of the Spanish Tharsis Mining Company

The loading quay of the Spanish Mining Company of Tharsis is an important symbolic landmark for the city of Huelva, due to its significant role in the economic and social development of the area and its connection to the city's recent history. It is a hallmark of the city's identity, and local residents have been calling for its restoration.

The works involved a series of measures necessary to ensure the structural stability and safety of the Loading Quay, as the structure of the quay was generally in an advanced state of deterioration..

### 2. New Ro-Ro Platform on the South Quay of the Port of Huelva

Much of the loading and unloading at the South Quay is carried out using rolling stock via hatches located at the stern of the vessels. The quay had a ramp for Ro-Ro vessels 200 m from the southern end, with capacity for two vessels, allowing for the operation of vessels approximately 175 m in length and 27 m in beam.

Due to the recent increase in this type of traffic, following the introduction of a new regular service to the Canary

Islands, and given the forecasts for growth and the introduction of new regular roll-on/roll-off services to North Africa, it has been necessary to improve the quay's operations by constructing a new Ro-Ro ramp at the southernmost end of the quay, compatible with the existing ramp, so that up to four Ro-Ro vessels can be handled simultaneously in the future.

### 3. Fishing jetty at the Levante Norte quay

A new jetty has been designed to meet the excess demand for mooring spaces for fishing vessels at the Levante Norte Quay in the Port of Huelva, involving the extension of the mooring line by 96 metres opposite the Port Fish Market. Only the front face of the jetty (the side furthest inland in the estuary) is designed as a berthing line, so as to ensure sufficient draught for the larger vessels that will operate there and provide the necessary space for manoeuvring.

The solution adopted involves the construction of a pile-supported floating concrete jetty starting one metre from the bottom step of the existing stairs leading up to the quay, so as not to interfere with their use. The infrastructure consists of eight floating concrete modules measuring 12x3 m and another intermediate floating aluminium jetty measuring 6x3 m, which will serve as a support for the gangway and provide the

transition to the access point for the floating mooring jetty.

#### 4. Connection to the ore-loading quay of the former Riotinto company

The dismantling of the span over Avenida Francisco Montenegro in the 1970s split in two the excellent pedestrian route linking Huelva and its estuary. As part of the port-city initiatives carried out by the APH, the aim was to restore connectivity and link the two parts of the Riotinto Company's Loading Quay, a Site of Cultural Interest (BIC) and a symbol of the city of Huelva.

The project involved joining the two existing sections at their upper level, allowing heavy traffic to flow along one of Huelva's main thoroughfares, Avenida Francisco Montenegro. The aim was not to faithfully recreate the quay's original design, but to create a functional structure that integrates with the BIC whilst clearly distinguishing itself as a new section. The connection was made using the same longitudinal latticework, but with tubular sections instead of angle sections. As for the timber framework, to lighten the new section, a hollow tubular metal structure was used, and the deck is formed of GRP (Glass-Reinforced Polyester) slats.

The handrail on the new section consists of vertical frames similar to the existing ones and round connecting elements, and has been fitted with polycarbonate glazing

to comply with safety recommendations and prevent objects from falling onto the road.

Other actions that began in previous years and are still underway include:

1. Partial demolition of the market hall and the exporters' warehouses.
2. Cold supply network.
3. Demolition of the old ice factory.

Below is a brief description of these works:

#### 1. Partial demolition of the fish market and the exporters' warehouses

In recent years, Huelva Port Authority has made a significant effort to integrate the port with the city. As part of this initiative, a comprehensive refurbishment of the Levante Quay is planned. To this end, a number of projects are underway, including the partial demolition of the fish market and the exporters' premises, and the construction of the new fish market and new warehouses for fish and seafood exporters.

Both the new fish market and the new exporters' warehouses have now been completed; therefore, the aim of this project is the remaining demolition work,

consisting of the partial demolition of the old fish market and the exporters' premises that have yet to be demolished, in order to continue with the comprehensive redevelopment of the quay.

#### 2. Chilled water distribution network

The so-called Port of Huelva Cold Logistics Hub, located at the 'Muelle Sur' Multimodal Platform, aims to transform the Huelva site into a centre of excellence in temperature-controlled freight logistics, both in terms of operational efficiency and from the perspective of economic and environmental sustainability – a distinguishing feature compared to any other facility known to date in Europe.

This economic and environmental sustainability, which is a key distinguishing feature of the Port of Huelva's Cold Chain Logistics Hub, is driven by the possibility of being equipped with a low-cost, eco-friendly refrigeration energy supply derived from the regasification process of Liquefied Natural Gas.

For these reasons, the cold pipeline network project is currently being implemented, running from the Enagás Regasification Terminal to its destination at the so-called Cold Logistics Hub located on the South Quay.

This project is funded by the Recovery and Resilience Facility (RRF).

### 3. Demolition of the old ice factory

As part of the Port-City initiatives, Huelva Port Authority is carrying out a comprehensive refurbishment of the eastern quay. The first phase involves the dismantling of obsolete buildings, including the former building that once housed the facilities of the company Expofrisa (cold stores, offices, ice factory, etc.), which is currently in disuse and abandoned.

The project therefore involves the complete demolition of the building corresponding to the former Expofrisa facilities.

#### **In addition, the following works have commenced:**

1. Expansion of the railway terminal.
2. Site for dredged material No. 4, second phase.
3. Refurbishment of the former Estihuelva building.

#### **1. Expansion of the railway terminal**

The current multimodal platform at the South Quay ensures maximum connectivity and efficiency in the management of rail traffic with the Mediterranean and Atlantic corridors, as well as with Extremadura, being perfectly synchronised with the Majorabique rail terminal in Seville and the South Quay maritime

terminal. Furthermore, this multimodal platform has a direct connection to Extremadura, thus completing the connectivity of this important rail hinterland.

It is adapted for trains 750 m in length and features a double-track design on a slab, connected to the track of the Huelva Port Authority's rail facilities and the main roadways located next to the current Border Inspection Point (BIP).

The increase in rail freight traffic from the port of Huelva to Extremadura, Portugal, Seville, Madrid and Burgos supports the expansion of the current terminal, which will strengthen sea-rail intermodality and sustainable freight transport mobility within and from the region.

This project is funded by the Recovery and Resilience Facility (RRF).

#### **2. Dredged material storage area No. 4, second phase**

The storage areas are constructed as a means of containing dredged material containing certain concentrations of metals, classified as category C, preventing its direct discharge into the sea. This is the technique applied internationally and was approved nationally following pilot trials carried out in the Port of Huelva in the 1990s.

Pilot enclosures 1, 2 and 3 are now complete, and enclosure 4 is currently in operation; however, it is expected to reach capacity in the short to medium term, making the construction of a new enclosure necessary.

This project is funded by the Recovery and Resilience Facility (RRF).

### 3. Refurbishment of the former Estihuelva building

Given the need to expand the Huelva Port Authority's facilities for staff, it has been decided to refurbish the former Estihuelva building. The ground floor of the Estihuelva building is to be converted into changing rooms and a briefing area for the port police, and the first floor into offices for the Huelva Port Authority.

The aim of the project is to preserve and refurbish as much of the existing structure as possible, maintaining the exterior appearance to enhance the overall appearance of the complex. Inside, the administrative spaces are being renovated to transform them into 21st-century offices: accessible, modern and with refurbished facilities.

Alongside the projects required to implement some of the investments described above, a number of projects were drawn up during 2025, some of which are still underway, including:

- Levante Quay Redevelopment Project.
- Project for a Quay for a liquid bulk terminal south of the Ingeniero Juan Gonzalo Quay.
- Hispanoamérica Avenue Car Park and Underground Car Park Project.
- South Quay Paving Project.
- General Road Rehabilitation Project 2.

# 7 Regular shipping lines

Description	Shipping Agent	Route	Traffic	Frequency	Weekly services
CMA- CGM (CISS SERVICE)	CMA CGM Ibérica, S.A.U.	Huelva- Tilbury-Hamburgo-Rotterdam- Ferrol- Las Palmas de Gran Canaria- Santa Cruz de Tenerife-Casablanca-Gibraltar-Cádiz-Huelva	Container	Weekly	1
ALISIOS	Termisur Eurocargo, S.A	Huelva- Las Palmas de Gran Canaria-Santa Cruz de Tenerife- Fuerteventura-Lanzarote-Huelva	Container	Weekly	2
BALEARIA&FRED OLSEN (CBS)	Balearia Eurolíneas Marítimas, S.A.	Huelva-Las Palmas de Gran Canaria-Tenerife-Huelva	RO-RO/RO-PAX	Weekly	3
MAGHREB CONTAINER INTERNATIONAL (MCI)	Termisur Eurocargo, S.A	Huelva - Casablanca - Barcelona -Castellón - Alicante-Huelva	Container	Weekly	1
SUARDIAZ&GTO (*)	Vapores Suardiaz Sur-Atlántico S.L.	Huelva - Tánger	RO-RO	Weekly	6
<b>Total</b>					<b>13</b>

(\*) This service only operates in the period from March to June.

# General Map of the Port of Huelva

[< Back to relationship of lighthouses and beacons](#)

[< Back to inner communications and land access](#)

